

1.

- ( ) 가 , 6 0.1%p  
 3.3%  
 ( ) (15 29 ) 0.2%p(8,000 ) 가  
 7.4%  
 15 19 가 5.9%p(1 9,000 )  
 14.9%  
 ( ) / /  
 가  
 ( ) 0.1%p(4,000 ) ,  
 1.0%(2 2,000 ) 가  
 0.3%(2 1,000 )  
 (OECD : 3.4% 5 0.5%p ) OECD  
 79 5,000 , 11 2,000 (16.4%) 가, 1  
 1,000 (1.4%) 가

< ( , % ) >

	2001	2002				2003								
		1/4	2/4	3/4	4/4	1/4	1	2	3	4	5	6	1 6	
GDP( )	3.1	6.3	6.2	6.6	5.8	6.8	3.7	-	-	-	-	-	-	-
	4.6	6.0	8.0	6.4	5.1	4.4	-0.2	4.5	-1.8	-3.0	-4.3	-4.6	-	-
	-5.1	1.6	2.2	-0.2	0.4	3.1	-3.4	-7.7	-3.6	0.1	-4.2	-8.9	-	-
	14.4	21.3	85.6	8.8	6.6	12.7	-2.0	20.9	44.0	-36.6	7.8	-37.0	-	-
가	73.2	76.9	76.8	75.8	76.7	77.2	77.4	77.5	77.9	76.9	76.7	73.9	-	-
( \$)	86	61	16	16	9	20	-17	-4	-1	-12	-4	12		-9
( , \$)	93	103	19	31	24	30	-12	-2	-5	-5	9	13	24	34
	-12.7	8.0	-11.1	4.9	15.9	24.6	20.8	25.9	21.1	16.2	19.6	4.4	22.3	17.7
	-12.1	7.8	-11.4	7.8	13.8	23.1	30.9	27.8	32.2	32.6	18.1	6.5	12.5	21.0
가	4.1	2.7	2.5	2.7	2.6	3.3	4.1	3.8	3.9	4.5	3.7	3.2	3.0	3.8
	3.8	3.1	3.7	3.0	2.8	2.9	3.6	3.5	3.7	3.6	3.3	3.2	3.3	3.5

:

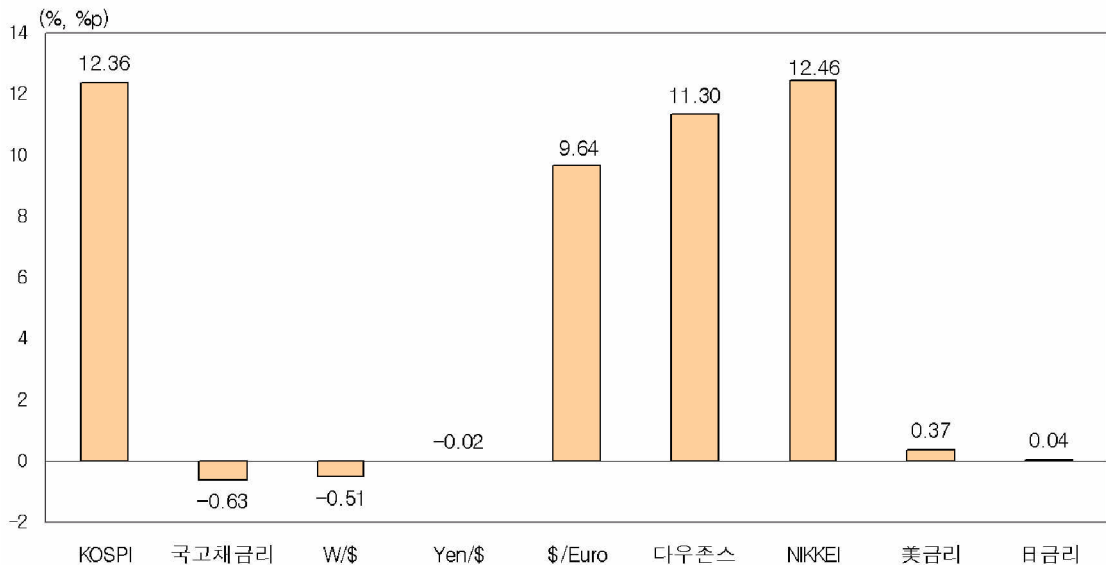
2.

(1)

- ( ) 美 가 , ; 日 , 가 ; > >
- ( ) 가, , / /

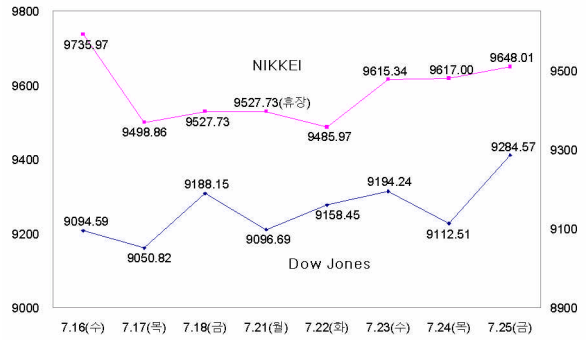
		2002	2003				
			4	5	6	7.18	7.25
	( , %)	4.52	4.26	3.99	4.09	3.75	3.75
	(3 , %)	5.11	4.46	4.10	4.16	4.47	4.48
	(3 , %)	5.68	5.32	5.21	5.45	5.75	5.76
	( - , %p)	0.59	0.20	0.11	0.07	0.72	0.73
	( - )	0.57	0.86	1.11	1.29	1.28	1.28
가	가	627.55	599.35	633.42	669.93	699.35	705.09
	( )	82,573	45,215	47,014	32,073	54,627	48,903
	( )	21,363	18,711	21,949	14,619	23,252	20,815
	/ (₩/\$)	1,186.2	1,215.3	1,205.9	1,193.0	1,182.7	1,180.1
	/ (Yen/\$)	118.79	118.98	118.62	119.77	119.01	118.8
	/ (\$/EURO)	1.0494	1.1176	1.1856	1.1508	1.1239	1.1506
가	(Dow Jones)	8,341.6	8,480.1	8,850.3	8,985.4	9,188.2	9,284.6
	(NIKKEI)	8,579.0	7,831.4	8,424.5	9,083.1	9,527.7	9,648.0
	美 (10 )	3.81	3.84	3.37	3.52	4.00	4.18
	(10 )	0.91	0.62	0.54	0.85	0.97	0.95

< (2002) >

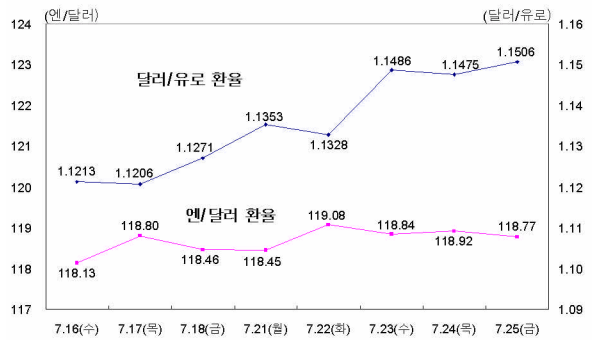


(2)

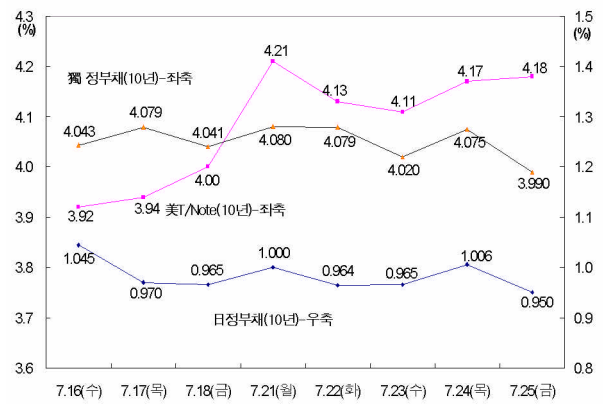
- (가)美가 , 가  
가  
( )  
가



- ( )  
가  
( )



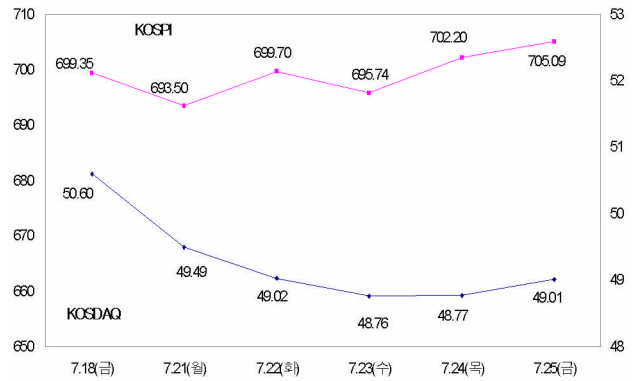
- ( )美가  
가  
(4,000 )  
가 가  
가



(3)

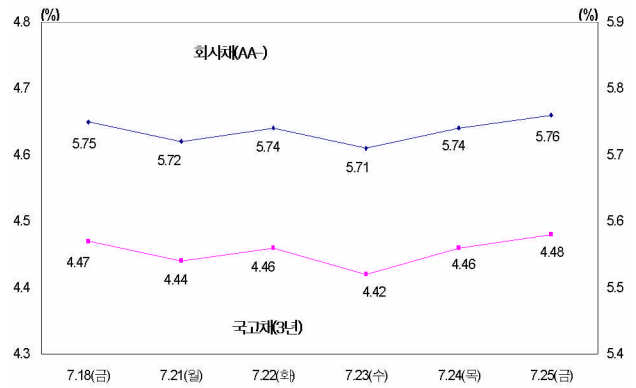
- (가) 發

美 가  
가 가  
가 가  
가 가



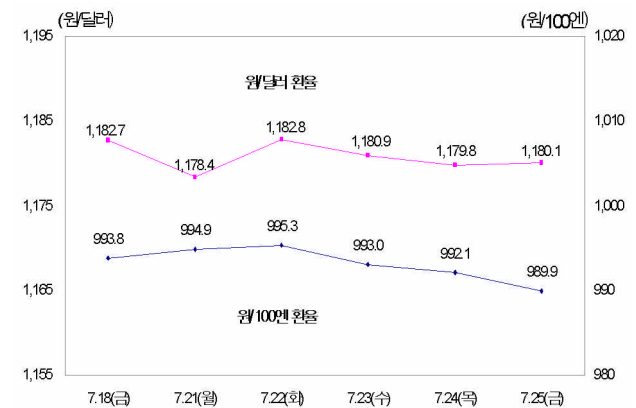
- ( )

가  
가  
가  
가

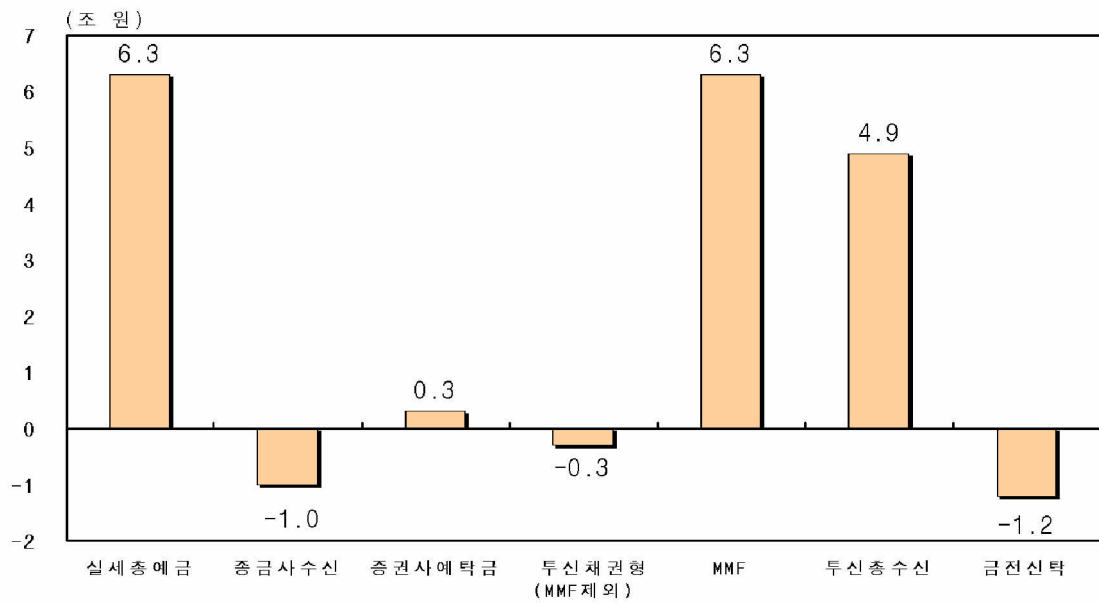


- ( ) 가 가

가 가  
가 가  
가 가



- ( )  
 . 가 가 가  
 가 가 , 가  
 가  
 < (6) (7.22) >



- ( ) , 가 ,  
 . 가 가 가 가  
 , 美 가  
 < 가 ( : ) >

	2002	'03.3	4	5	6	7.14 18	7.21 25
	25,529	5,443	7,446	7,626	23,601	7,460	3,084
	2,021	382	79	52	702	170	234
*	4,564	2,226	4,703	310	934	600	5,672
	18,944	3,599	2,822	7,884	25,237	8,230	2,822

\* : 1 0,886

\*\* : 37.4%(109.4) , 11.0%(4.6)

< ( ) >

	2002	3	4	5	6	7.22
	484.7	498.5	490.0	496.7	498.7	505.0
	457.9	475.3	490.9	494.4	500.1	503.4
( - )	26.8	23.2	-0.9	2.3	-1.4	1.6
	43.7	41.4	39.2	42.2	40.9	38.3
	441.1	457.0	450.8	454.6	457.8	466.7
CD	18.3	17.6	20.2	22.1	23.4	24.0
	636.3	692.7	703.0	708.4	709.5	711.7
	7.4	9.6	10.3	9.6	8.9	8.5
CM	1.4	1.8	1.6	1.6	1.5	1.6
	17.1	16.9	14.6	12.7	11.8	11.2
( )	17.1	16.9	14.6	12.7	11.8	11.2
	25.9	28.3	26.6	23.9	22.2	21.2
	22.5	23.5	22.3	20.0	17.7	17.2
	8.1	11.0	10.0	9.8	10.4	10.7
R P	3.1	3.8	4.2	4.2	4.2	4.2
	23.9	23.6	24.8	25.2	25.5	25.4
	36.0	38.7	36.0	36.6	36.8	37.1
MMF	49.2	39.6	34.9	36.9	36.9	43.2
	13.5	13.3	13.4	13.7	12.9	12.1
	31.7	29.8	27.6	26.1	24.2	23.7
	9.3	10.7	10.7	10.6	10.2	9.9
	163.6	155.7	147.4	149.0	146.6	151.3
	70.4	68.4	65.3	62.8	61.1	59.9
( )	32.2	32.8	30.8	29.3	28.1	27.4
( )	6.3	5.7	5.6	5.4	5.4	5.3
( )	2.6	2.3	2.2	2.1	2.1	2.2
( 7b)	3.6	3.8	3.5	3.3	3.1	3.1

: 「 」 〇 」 , 「 」 + 「 」  
 : 「 」 .  
 :