

I.

1.

- () 7 (0.1%p 3.4%)
 (6 3.6%) 7 가
 ()
 () (15 29) 0.1%p(19,000) 가
 7.5%
 (1, 2) 가 가,
 . .
 () 1.3%(6
 6,000), 0.8%(1 7,000) 가,
 0.1%(6,000)
 7 , 50.4%
 (가)
 10 1,000 1 4,000 가
 가 (): -8.9%(103.5) 20.8%(6) 16.1%(7)

< (, %) >

	2001	2002					2003					
		1/4	2/4	3/4	4/4	1/4	2/4	5	6	7	1 7	
CP	3.1	6.3	6.2	6.6	5.8	6.8	3.7	-	-	-	-	-
	4.6	6.0	8.0	6.4	5.1	4.4	-0.2	-3.7	-4.6	-2.3	-	-
	-5.1	1.6	2.2	-0.2	0.4	3.1	-3.4	-3.7	-8.8	2.5	-	-
	14.4	21.3	85.6	8.8	6.6	12.7	-2.0	56.3	37.0	121.3	-	-
가	73.2	76.9	76.8	75.8	76.7	77.2	77.4	75.9	74.1	76.8	-	-
(\$)	86	61	16	16	9	20	-17	26	12	18	-	9 ()
(\$)	93	103	19	31	24	30	-12	45	12	23	7	40 ()
(FOB)	-12.7	8.0	-11.1	4.9	15.9	24.6	20.8	14.9	4.4	22.3	16.0	17.3()
(CIF)	-12.1	7.8	-11.4	7.8	13.8	23.1	30.9	12.1	6.5	12.5	14.1	19.9()
가	4.1	2.7	2.5	2.7	2.6	3.3	4.1	3.3	3.2	3.0	3.2	3.6()
	3.8	3.1	3.7	3.0	2.8	2.9	3.6	3.3	3.2	3.3	3.4	3.4()

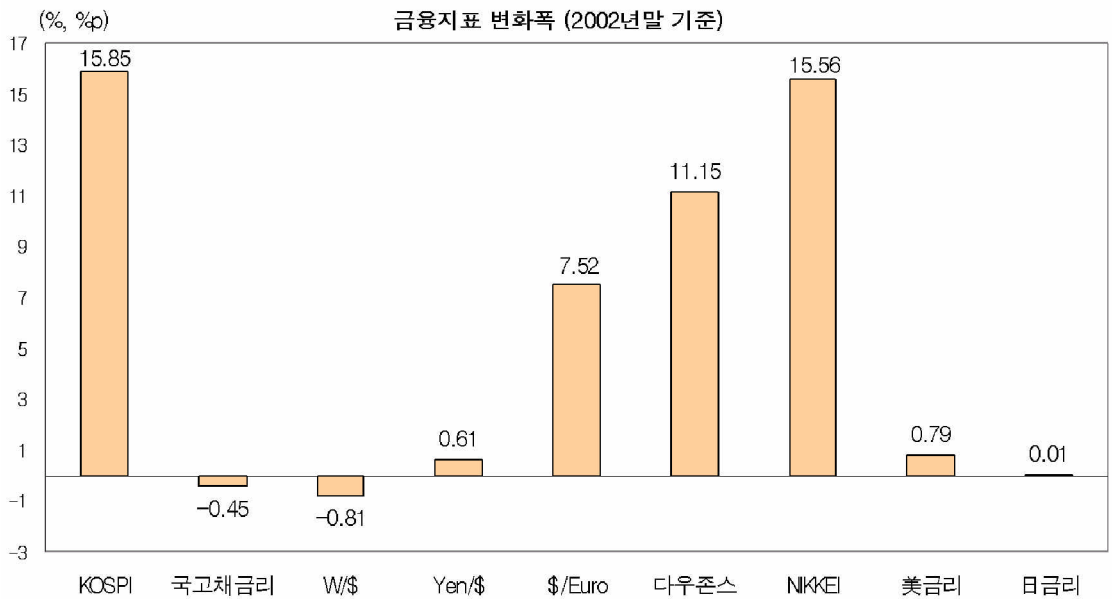
:

2.

(1)

- () 美 가 . ,
- () 가 ,

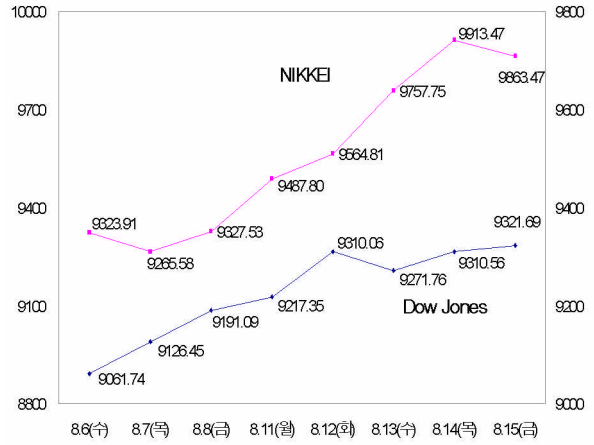
		2002	2003				
			5	6	7	8.8	8.14
	(, %)	4.52	3.99	4.09	3.74	3.74	3.75
	(3 , %)	5.11	4.10	4.16	4.58	4.58	4.66
	(3 , %)	5.68	5.21	5.45	5.87	5.86	5.94
	(- , %p)	0.59	0.11	0.07	0.84	0.83	0.91
	(-)	0.57	1.11	1.29	1.29	1.28	1.28
가	가	627.55	633.42	669.93	713.52	704.14	727.01
	()	82,573	47,014	32,073	38,889	41,830	48,291
	()	21,363	21,949	14,619	16,212	16,721	25,453
	/ (₩/\$)	1,186.2	1,205.9	1,193.0	1,180.0	1,181.1	1,176.6
	/ (Yen/\$)	118.79	118.62	119.77	120.55	119.00	119.10
	/ (\$/EURO)	1.0494	1.1856	1.1508	1.1235	1.1366	1.1273
가	(Dow Jones)	8,341.6	8,850.3	8,985.4	9,233.8	9,191.1	9,310.6
	(NIKKEI)	8,579.0	8,424.5	9,083.1	9,563.2	9,327.5	9,913.5
	美 (10)	3.81	3.37	3.52	4.40	4.27	4.48
	(10)	0.91	0.54	0.85	0.95	0.86	1.03



(2)

- (가)美가 ,

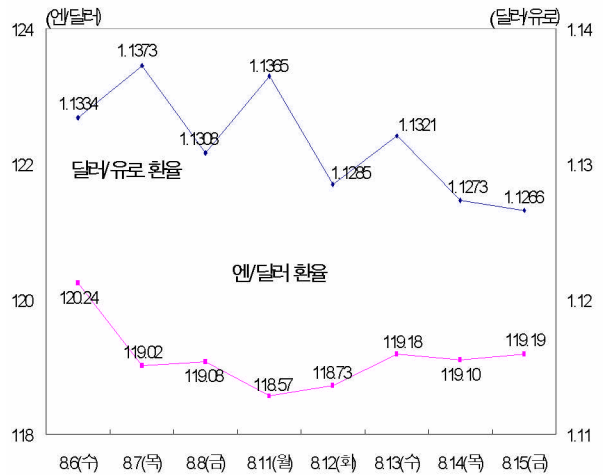
美7
가
가
()美
가
가
가
가



- ()

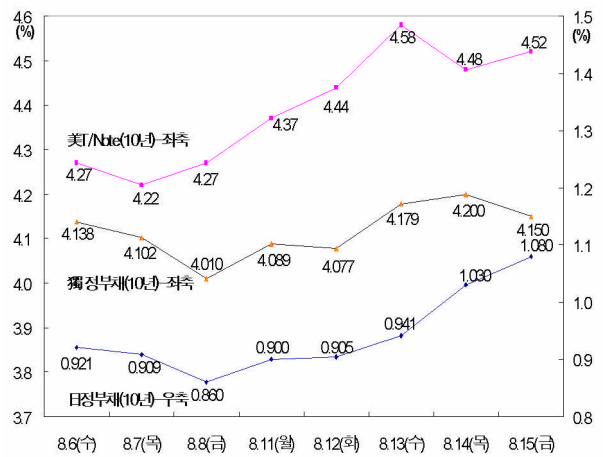
美가 ,
-0.1%
()美
가 ,

2/4



- ()美日
美

()
가
가
美7
美



(3)

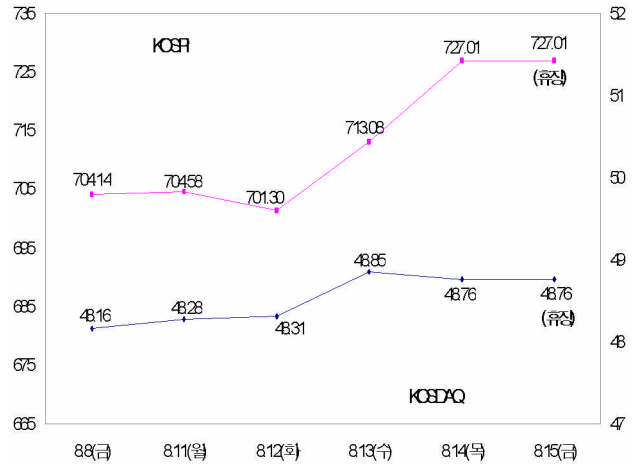
- (가)

→
美 가가再

() 美

가 가

M&A
가 가
가 가
가 가



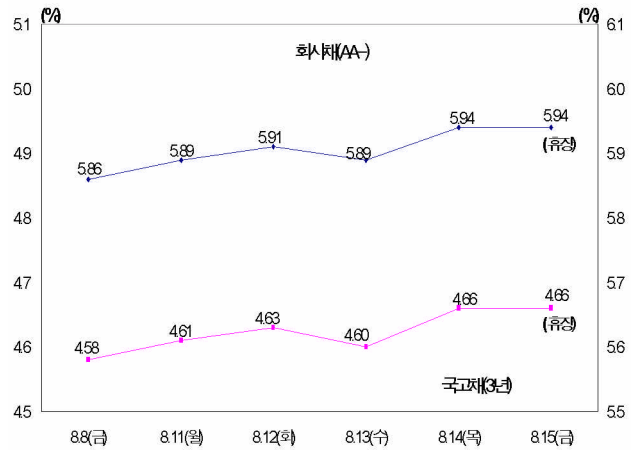
- ()

→
美 가가

()

가 가

가

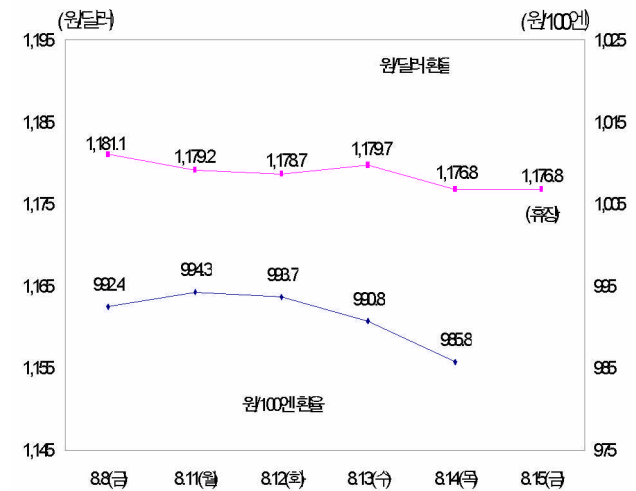


- ()

→
가 가

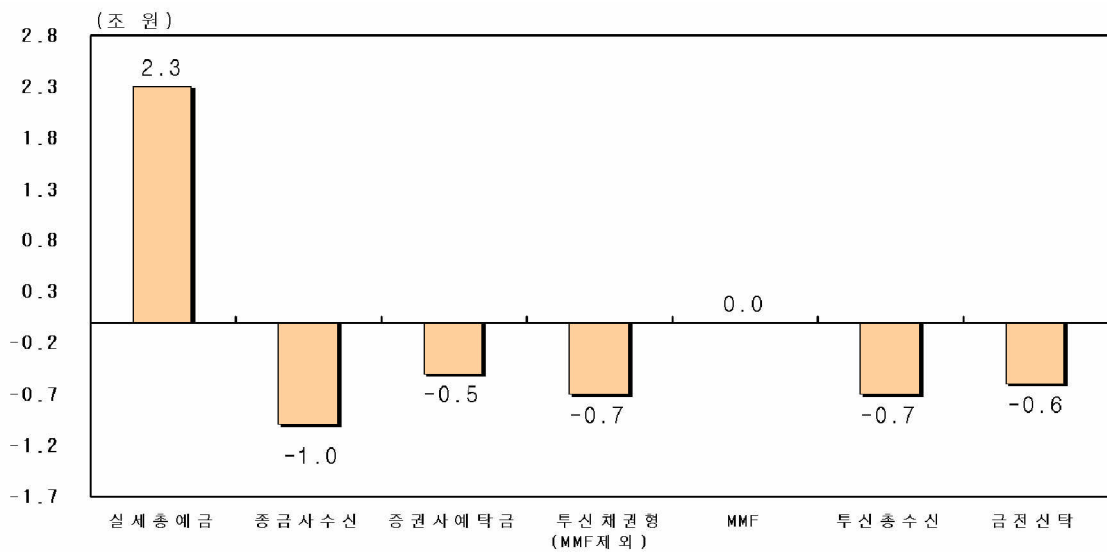
()

가 가 /



- () 가
 . 가 ()
 가 ,

< (7) (8.11) >



: 8.13

- ()
 . 發 가
 가 , 株

< 가 (:) >

		2002	4	5	6	7	8.1 8	8.11 14
		△25,529	△7,446	7,626	23,601	27,776	2,966	2,648
		2,021	△79	△52	702	2,608	26	729
	*	4,564	4,703	310	934	△5,415	397	976
		△18,944	△2,822	7,884	25,237	24,969	3,389	4,353

* : 1 814

** : 37.5%(109.4), 11.3%(4.8)

< () >

	2002	4	5	6	7	8.11
	484.7	490.0	496.7	498.7	500.2	502.5
	457.9	490.9	494.4	500.1	503.4	507.6
(-)	26.8	-0.9	2.3	-1.4	-3.2	-5.1
	43.7	39.2	42.2	40.9	38.8	38.8
	441.1	450.8	454.6	457.8	461.4	463.7
CD	18.3	20.2	22.1	23.4	24.7	24.8
	636.3	703.0	708.4	709.5	711.7	713.4
	7.4	10.3	9.6	8.9	8.6	8.2
CM	1.4	1.6	1.6	1.5	1.7	1.6
	17.1	14.6	12.7	11.8	11.2	10.9
()	17.1	14.6	12.7	11.8	11.2	10.9
	25.9	26.6	23.9	22.2	21.5	20.5
	22.5	22.3	20.0	17.7	17.2	16.9
	8.1	10.0	9.8	10.4	10.2	9.7
R P	3.1	4.2	4.2	4.2	4.2	4.5
	23.9	24.8	25.2	25.5	25.0	24.7
	36.0	36.0	36.6	36.8	37.2	36.4
MMF	49.2	34.9	36.9	36.9	46.3	46.3
	13.5	13.4	13.7	12.9	12.0	11.9
	31.7	27.6	26.1	24.2	23.4	23.8
	9.3	10.7	10.6	10.2	9.9	10.0
	163.6	147.4	149.0	146.6	153.8	153.1
	70.4	65.3	62.8	61.1	59.4	58.8
()	32.2	30.8	29.3	28.1	27.1	26.6
()	6.3	5.6	5.4	5.4	5.2	5.2
()	2.6	2.2	2.1	2.1	2.2	2.2
(7b)	3.6	3.5	3.3	3.1	3.1	3.2

: 「 」 〇 」 , 「 」 + 「 」
 8.13
 :