

I.

1.

- (10) 10 9 0.1%p 3.3%, 9
 3 5,000 (4.8%) 가 76 5,000
 . ('02 10) , 12 6,000 가,
 15 1,000 ,
 . (15 29) 35 6,000 7.3% ,
 ('02 10) 6.0% ('03 9) 6.6%
 46.5%

- (3/4 GDP) ,
 2.3% 가
 . 가 -1.9% -4.7% ,
 2/4 -0.8% (-3.6%p)
 . 가 7.8% 15.2% ,
 < >
 (, %)

	2001	2002				2003						
			2/4	3/4	4/4	1/4	2/4	7	8	9	10	1 10
GDP	3.1	6.3	6.6	5.8	6.8	3.7	1.9	2.3		-	2.6(1 3)	
	6.6	8.3	8.6	7.4	7.1	1.5	-1.7	-1.9	-2.6	-3.0	-	-
	-2.3	1.6	0.0	0.4	3.1	-3.4	-3.7	-11.1	-7.8	-2.3	-	-
	22.1	21.3	10.1	6.6	12.7	-2.0	56.3	80.3	44.2	38.3	-	-
가	75.3	78.3	78.2	78.4	78.8	78.6	77.2	73.8	76.5	78.7	-	-
(\$)	86	61	16	9	20	-17	26	4	14	23	-	50 ()
(\$)	93	103	31	24	30	-12	44	6	19	26	25	108 ()
(FOB)	-12.7	8.0	4.9	15.9	24.6	20.7	14.4	15.3	10.4	23.4	26.2	18.1()
(CIF)	-12.1	7.8	7.8	13.8	23.1	30.9	12.1	14.1	5.1	11.9	19.6	17.5()
가	4.1	2.7	2.7	2.6	3.3	4.1	3.3	3.2	3.0	3.3	3.7	3.6()
	3.8	3.1	3.0	2.8	2.9	3.6	3.3	3.4	3.3	3.2	3.3	3.4()

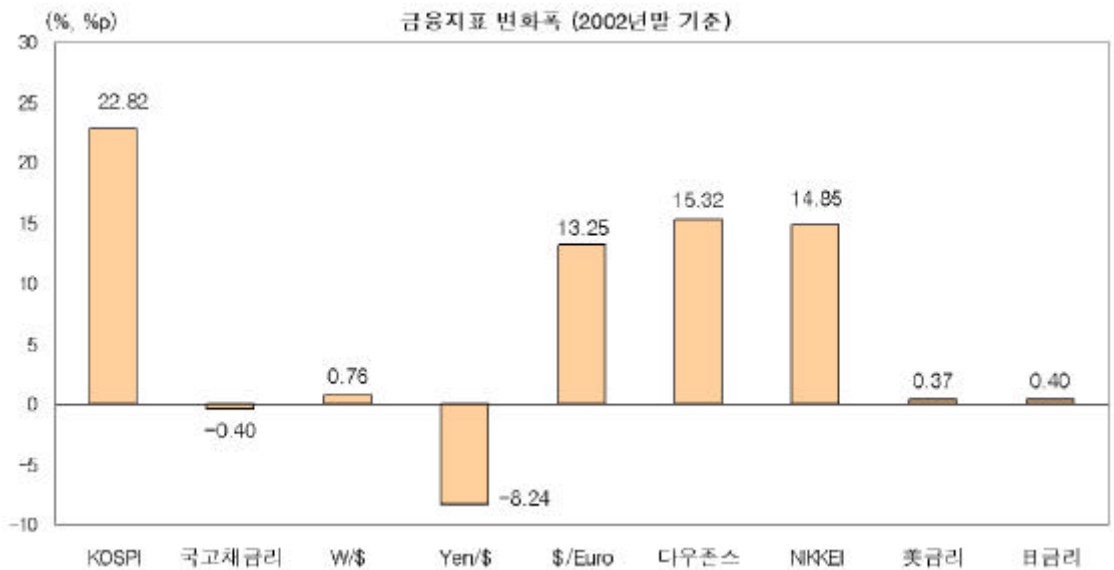
:

2.

(1)

- () 가 ,
- () 가

		2002	2003				
			8	9	10	11.14	11.21
	(, %)	4.52	3.70	3.75	3.83	3.78	3.75
	(3 , %)	5.11	4.46	4.11	4.48	4.95	4.71
	(3 , %)	5.68	5.60	5.05	5.32	5.70	5.45
	(- , %)	0.59	0.76	0.36	0.65	1.17	0.96
	(-)	0.57	1.14	0.94	0.84	0.75	0.74
가	가	627.55	759.47	697.52	782.36	809.89	770.78
	()	82,573	43,125	16,126	48,431	59,754	62,492
	()	21,363	24,085	20,585	22,912	29,149	24,443
	/ (₩/\$)	1,186.2	1,178.2	1,150.1	1,183.1	1,171.3	1,195.2
	/ (Yen/\$)	118.79	116.80	111.48	108.90	108.12	109.00
	/ (\$/EURO)	1.0494	1.0901	1.1659	1.1592	1.1776	1.1884
가	(Dow Jones)	8,341.6	9,415.8	9,275.1	9,801.1	9,768.7	9,619.4
	(NIKKEI)	8,579.0	10,343.6	10,219.1	10,559.6	10,629.0	9,852.8
	美 (10)	3.81	4.46	3.94	4.30	4.26	4.18
	(10)	0.91	1.44	1.39	1.45	1.34	1.31



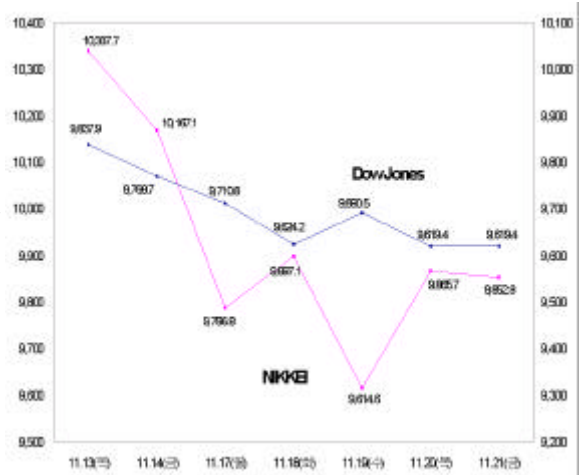
(2)

- (가) 美 가 , 日 가
美 가 가

美 가,
SEC , 가

日 가, ,
,

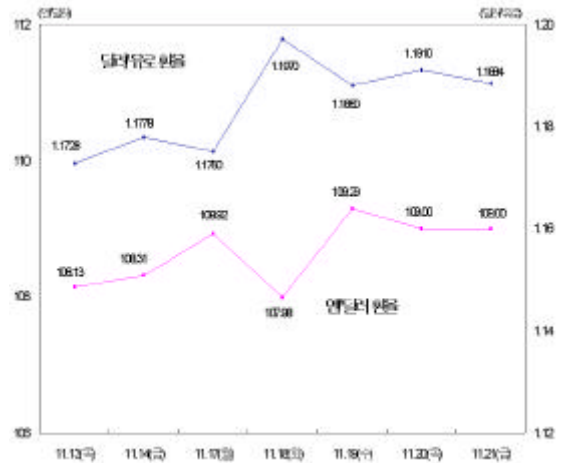
() 美 가,
,



- () / , /
/ 108 가

.
9
(499 42) ,
,

/
() 美

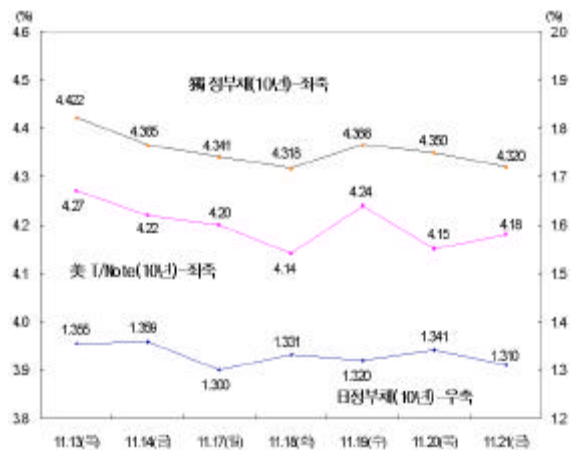


- () 美 , 日
美

美 , 가 , 10

, 日

가
() 美

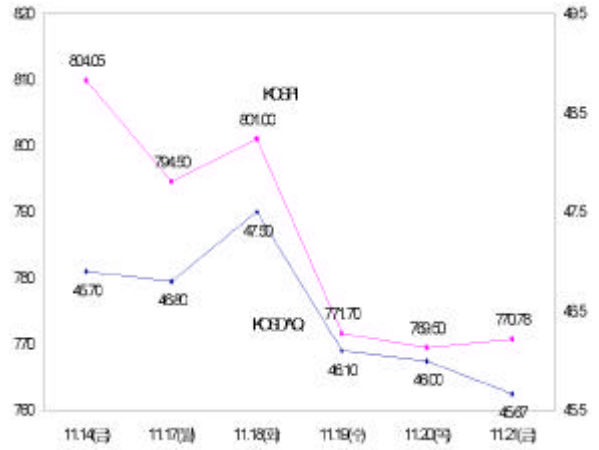


(3)

- (가)

. , 2

()

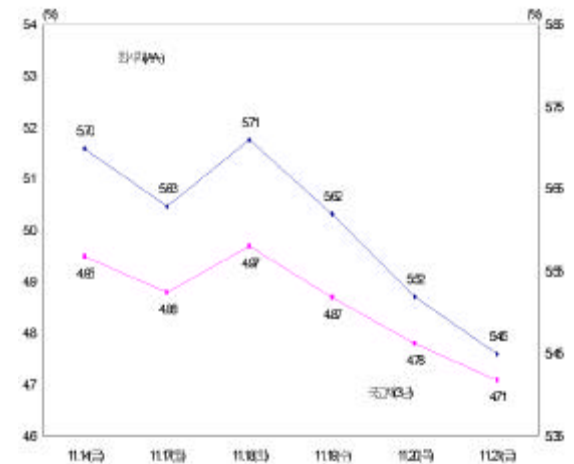


- ()

. 가

, 가

()

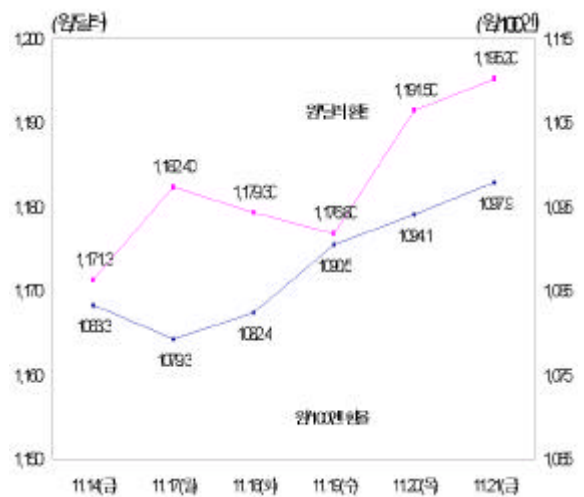


- ()

. 가 가

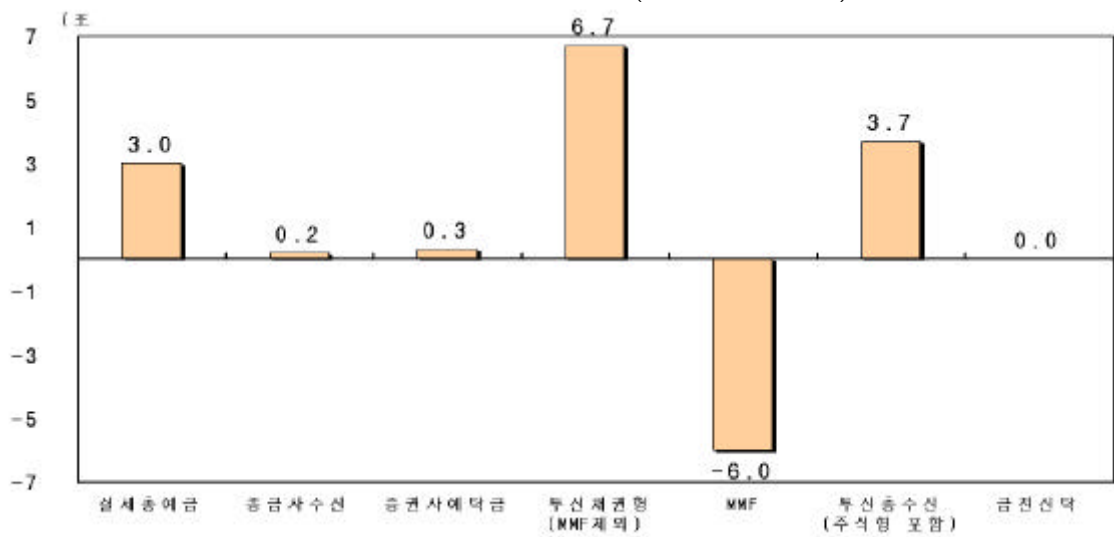
, 가

()



() MMF 가
 .
 가 MMF ,
 MMF 가

< (11.11 11.18) >



: 11.11 11.20
 :

()
 .
 가

< 가 (:) >

		2002	1/4	2/4	3/4	9	11.10 14	11.17 21
		■ 25,529	■ 8,666	23,781	63,504	15,643	7,775	-2,163
		2,021	■ 1,593	571	5,313	677	556	1,246
	¹⁾	4,564	2,660	5,947	■ 2,987	1,095	450	148
		■ 18,944	■ 7,599	30,299	65,830	17,415	8,781	-769

1) : 1 5,328
 2) : 40.0%(133,2), 11.0%(4.2)
 :

< () >

	2002	6	7	8	11.11	11.18
	484.7	498.7	500.2	504.9	503.4	506.4
	457.9	500.1	503.4	510.2	523.6	523.6
(-)	26.8	-1.4	-3.2	-5.3	-20.2	-17.2
	43.7	40.9	38.8	40.2	41.3	41.1
	441.1	457.8	461.4	464.7	462.1	465.4
CD	18.3	23.4	24.7	25.6	28.8	30.1
	636.3	709.5	711.7	717.4	725.7	725.7
	7.4	8.9	8.6	8.6	8.0	8.5
CM	1.4	1.5	1.7	1.6	1.7	1.8
	17.1	11.8	11.2	11.2	9.8	9.4
()	17.1	11.8	11.2	11.2	9.8	9.4
	25.9	22.2	21.5	21.3	19.5	19.7
	22.5	17.7	17.2	17.2	15.8	15.3
	8.1	10.4	10.2	10.0	10.5	10.8
R P	3.1	4.2	4.2	4.7	4.7	4.8
	23.9	25.5	25.0	24.4	22.0	22.4
	36.0	36.8	37.2	36.0	36.4	38.0
MMF	49.2	36.9	46.3	48.2	47.7	41.7
	13.5	12.9	12.0	11.4	11.0	12.9
	31.7	24.2	23.4	24.3	22.9	27.6
	9.3	10.2	9.9	9.6	8.5	9.6
	163.6	146.6	153.8	153.9	148.5	152.3
	70.4	61.1	59.4	58.7	56.5	56.5
()	32.2	28.1	27.1	26.9	26.0	26.3
()	6.3	5.4	5.2	5.1	4.7	4.7
()	2.6	2.1	2.2	2.1	2.0	2.1
(7b)	3.6	3.1	3.1	3.1	3.2	3.2

: 「 」 〇 」 , 「 」 + 「 」
 11.11 11.20
 :