

I.

1.

- (11) 79 2,000 10 2 7,000 (3.5%)
 가 , 3.4% 0.1%p
 (OECD) 82 6,000 10 2 5,000 가,
 0.2%p 3.6%
 () 가 14 4,000 (22.2%) 가, 0.6%p
 (15 29) (39 4,000 , 8.0%) 10 3
 8,000 , 0.7%p 가 (2002 11 6.2% 1.8%p)
 79 2,000 15 29 39 4,000
 49.7%
 () 가

< >

(, %)

	2001	2002			2003						
			2/4	3/4	4/4	1/4	2/4	3/4	10	11	1 11
GDP	3.1	6.3	6.6	5.8	6.8	3.7	1.9	2.3	-	-	2.6(1 3)
	6.6	8.3	8.6	7.4	7.1	1.5	-1.7	-2.5	-1.7	-	-
	-2.3	1.6	0.0	0.4	3.1	-3.4	-3.7	-7.0	-3.8	-	-
	22.1	21.3	10.1	6.6	12.7	-2.0	56.3	52.3	18.8	-	-
가	75.3	78.3	78.2	78.4	78.8	78.6	77.2	76.4	81.1	-	-
(\$)	86	61	16	9	20	-17	25	41	25	-	74 ()
(\$)	93	103	31	24	30	-12	44	50	25	29	135 ()
(FOB)	-12.7	8.0	4.9	15.9	24.6	20.7	14.4	16.1	25.7	22.5	18.4()
(CIF)	-12.1	7.8	7.8	13.8	23.1	30.9	12.1	10.4	19.5	12.6	17.0()
가	4.1	2.7	2.7	2.6	3.3	4.1	3.3	3.3	3.7	3.4	3.6()
	3.8	3.1	3.0	2.8	2.9	3.6	3.3	3.3	3.3	3.4	3.4()

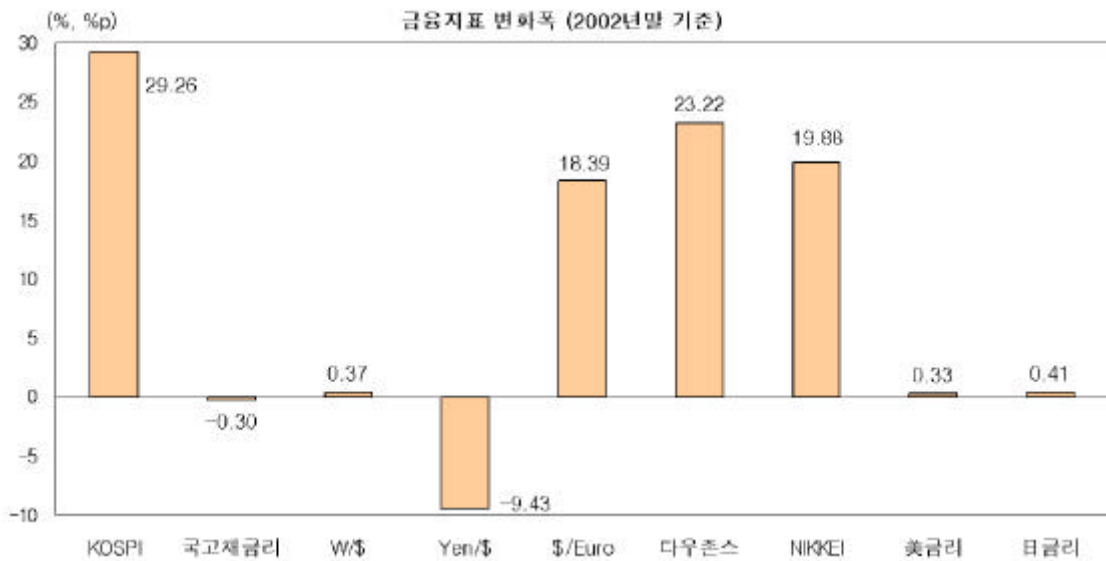
:

2.

(1)

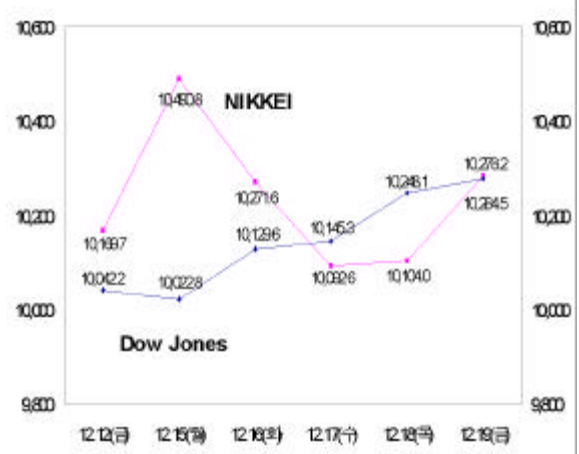
- () ECB , 가
- () , 가

		2002	2003				
			9	10	11	12.12	12.19
	(, %)	4.52	3.75	3.83	3.74	3.76	3.75
	(3 , %)	5.11	4.11	4.48	4.99	4.83	4.81
	(3 , %)	5.68	5.05	5.32	5.70	5.56	5.55
	(- , %)	0.59	0.36	0.65	1.25	1.25	1.06
	(-)	0.57	0.94	0.84	0.71	0.71	0.74
가	가	627.55	697.52	782.36	789.38	806.08	811.20
	()	82,573	16,126	48,431	56,068	42,344	48,045
	()	21,363	20,585	22,912	26,986	27,635	26,702
	/ (₩/\$)	1,186.2	1,150.1	1,183.1	1,191.1	1,185.0	1,190.6
	/ (Yen/\$)	118.79	111.48	108.90	108.32	107.90	107.59
	/ (\$/EURO)	1.0494	1.1659	1.1592	1.2081	1.2276	1.2424
가	(Dow Jones)	8,341.6	9,275.1	9,801.1	9,862.7	10,042.2	10,278.2
	(NIKKEI)	8,579.0	10,219.1	10,559.6	10,373.5	10,169.7	10,284.5
	美 (10)	3.81	3.94	4.30	4.35	4.25	4.14
	(10)	0.91	1.39	1.45	1.42	1.40	1.32



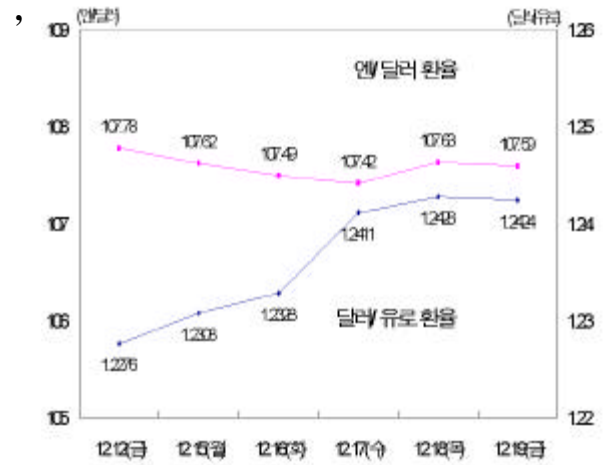
(2)

- (가) 가 ,日 가
美 가 , 가 ,日 가



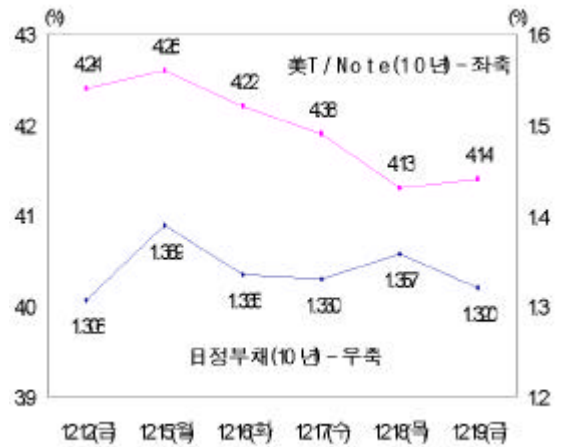
() 가 , 가

- ()
美 , ECB ,



() ,

- ()美 ,日
美 가 , 가
日 . 日

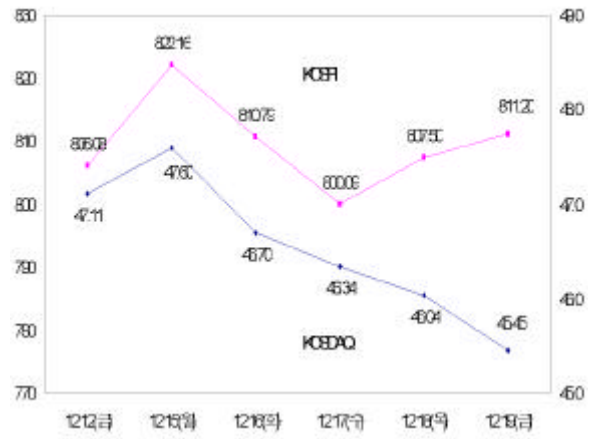


()

(3)

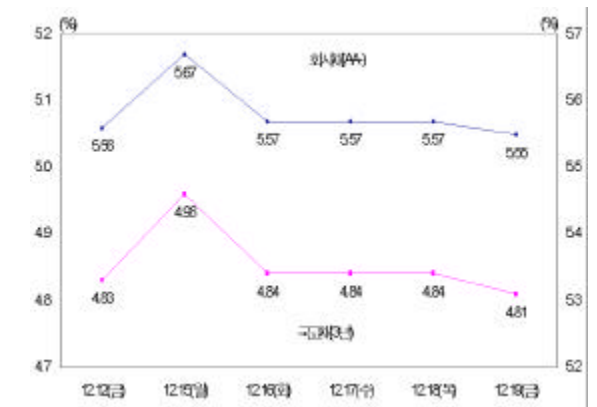
- (가)

■
 .
 SARS
 , 가
 () LG
 LG
 가 가
 가



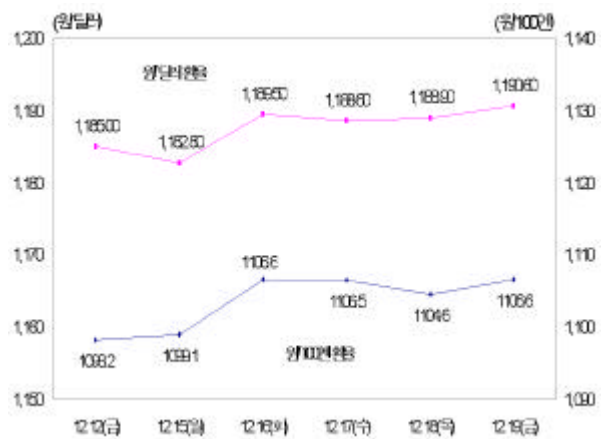
- ()

■
 .
 가
 ,
 () LG
 ,
 가



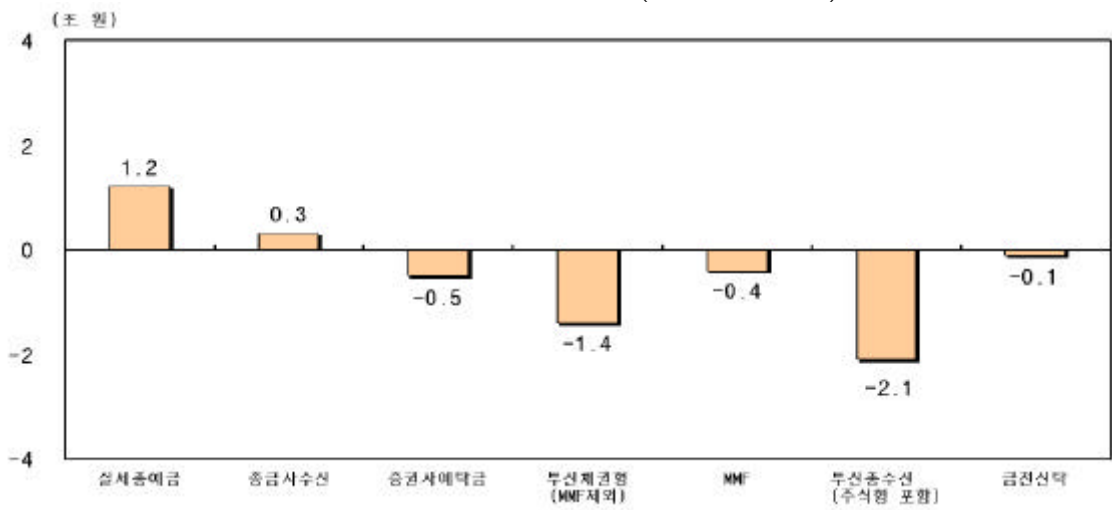
- ()

■
 .
 ,
 ()



- ()
 . 가 發
 가
 가

< (12.9 12.16) >



: 12.9 12.18

- ()
 . , 가
 가
 가

< 가 (:) >

		2002		3/4	10	11	12.8 12	12.15 19
		■25,529	15,115	63,504	31,599	18,112	3,846	2,959
		2,021	■1,022	5,313	2,369	2,305	■182	■644
	¹⁾	4,564	8,607	■2,987	2,914	748	881	114
		■18,944	22,700	65,830	36,882	21,165	4,545	2,429

1) : 1 7,229

2) : 40.2%(140.5), 13.4%(5.3)

: , .

< () >

		2002	9	10	11	12.9	12.16
		484.7	501.4	501.7	516.3	516.8	518.0
		457.9	514.0	522.2	525.3	527.6	528.3
	(-)	26.8	-12.6	-20.5	-9.0	-10.8	-10.3
		43.7	41.8	42.9	42.7	40.7	41.8
		441.1	459.6	458.8	473.7	476.0	476.2
CD		18.3	27.1	28.9	29.8	29.9	30.6
		636.3	719.1	724.4	730.0	731.2	733.9
CM		7.4	8.0	7.2	7.9	8.3	8.7
		1.4	1.5	1.6	1.8	1.9	2.2
		17.1	10.5	10.0	8.8	8.8	8.5
	()	17.1	10.5	10.0	8.8	8.8	8.5
		25.9	20.1	18.8	18.5	19.0	19.3
		22.5	16.0	16.2	15.1	15.0	14.5
RP		8.1	9.1	9.8	9.5	10.1	9.6
		3.1	4.8	4.5	5.1	5.2	5.2
*		23.9	24.0	22.3	21.9	21.6	20.9
		36.0	35.5	36.9	35.3	34.8	34.7
	MMF	49.2	48.2	49.8	40.7	40.5	40.1
		13.5	11.6	11.4	10.8	10.6	10.2
		31.7	24.5	23.3	22.7	22.5	21.9
		9.3	9.3	8.8	8.4	8.2	8.3
		163.6	152.9	152.4	139.8	138.2	136.1
		70.4	58.1	57.2	56.4	55.7	55.6
	()	32.2	26.9	26.5	26.4	26.2	26.4
	()	6.3	4.9	4.8	4.6	4.5	4.4
	()	2.6	2.1	2.0	2.1	2.1	2.1
	(7h)	3.6	3.1	3.3	3.1	3.0	2.9

: 「 」 CD 「 」 + 「
 」 . * (12.9) 12.18
 : ,