

□ ,

1.

○ , ,  
가

- ( ) Howe  
Robinson社 HR(Howe Robinson) 가  
. 1997 1 =1,000

- ( ) , , ,  
5 (Dry Bulk Cargo) , (Baltic Exchanges)  
BDI(Baltic Dry Index)가 . 1985 1  
=1,000

- ( ) World Scale  
Association WS(World Scale) 가

○ ( )

- ( ) 가 가  
, 가  
. 2004 가 4%  
, 가  
가 가

- ( ) (New Orders), (Orderbook),  
(Deliveries), (Demolition) 가 ,  
가 2  
가

主要 經濟 懸案

○ ( ) 3 ( , ) 2004

- (3 가) 가 2001

2002 2004 가

< 2002~ 2004 >

	<ul style="list-style-type: none"> <li>▪ 2004 가 4 5% 가 BRICs</li> </ul>
	<ul style="list-style-type: none"> <li>▪ FDI 1998 2000 45% 2001 2003 가 ( ) 71%</li> </ul>
	<ul style="list-style-type: none"> <li>▪ 가 ,</li> </ul>
	<ul style="list-style-type: none"> <li>▪ 2004 (10 11 ) LA/LB , 가</li> </ul>
	<ul style="list-style-type: none"> <li>▪ 2001 가 가 2003</li> </ul>

- ( )

, 2004 12

가

· ( ) 2004 12 HR (Howe Robinson Container

Index) 1,863 72% , 2005

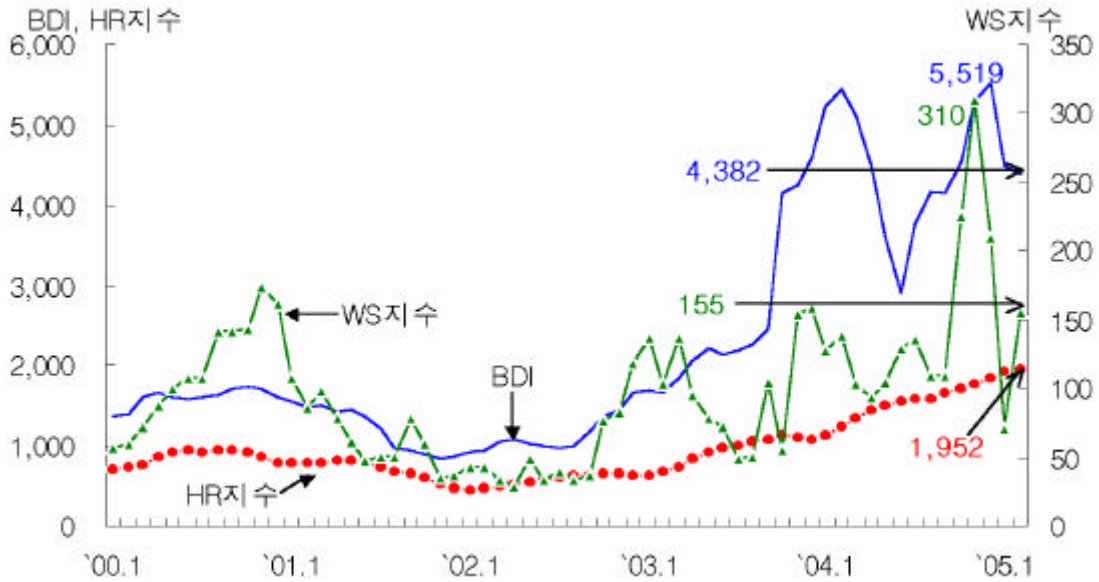
2 9 1,955

· ( ) BDI(Baltic Dry Index)가 2004 12 6

6,208 2005 2 10 4,685 25%

· ( ) OPEC  
 , 2004 11 310  
 WS(World Scale) 가 2005 2 11 152.5

< >



: Clarkson Research Studies, [www.clarksons.net](http://www.clarksons.net)

1. .
2. WS → . VLCC(Very Large Crude Carrier)/ULCC(Ultra Large Crude Carrier)

2.

○ ( ) 가 가  
 , 2004 가  
 가 , , , ,

- ( ) 2004 가 13.3%  
 ( ) 가 3 8.0%

· ( ) 2004

가 13.3% 가 3 3,500 TEU

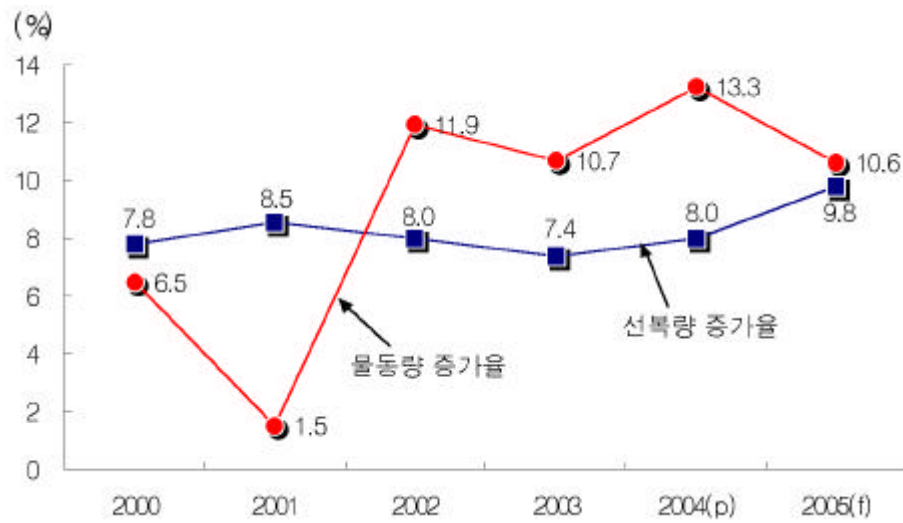
· ( ) 2001

2001 2002 2

2004 3 800 DWT

가 3 8%

< >



: Clarkson Research Studies, [www.clarksons.net](http://www.clarksons.net)

: (p) , (f) .

- ( ) 2004 가 6.5%  
가 5.8%

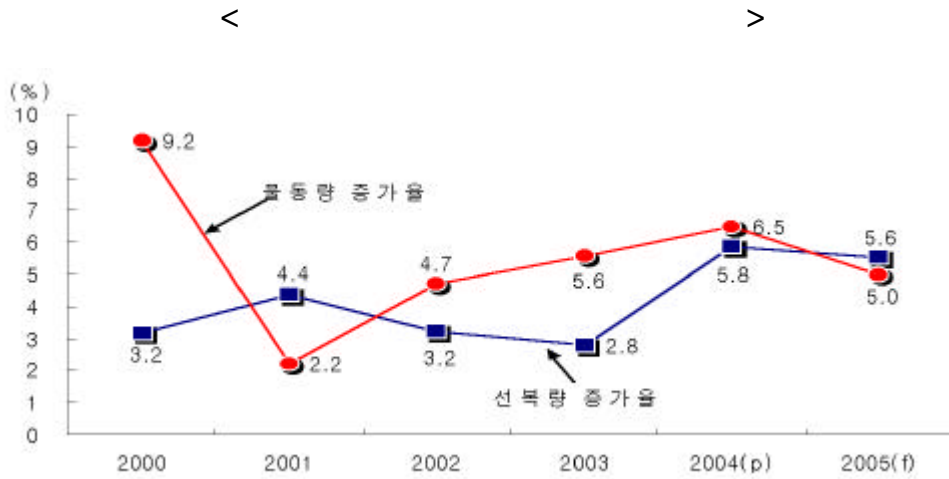
· ( ) 2004 5 ( , , , /  
, ) 가

6.5% 가 15 7,600

· ( ) 2001

2002 2004

가 5 가 5.6%



: Clarkson Research Studies, [www.clarksons.net](http://www.clarksons.net)

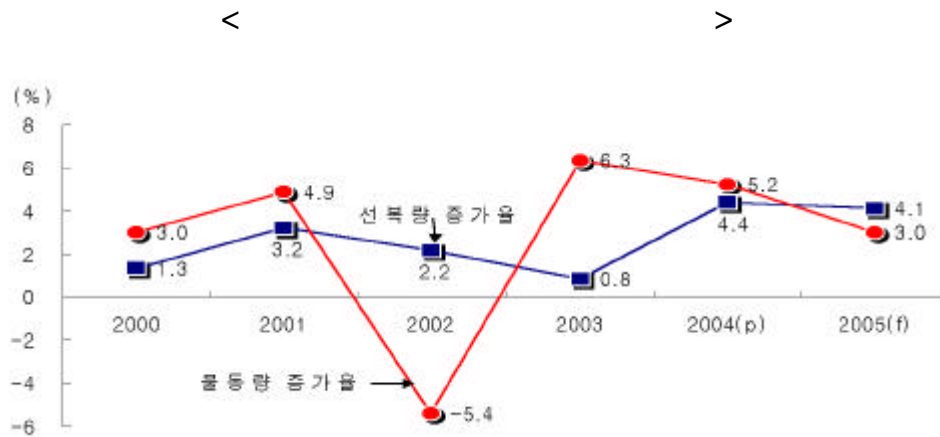
: (p) , (f) .

- ( ) 가 2003 6.3% 5.2%  
 , 가 0.8% 4.4%

· ( ) 가,  
 5.3% 가

· ( ) 2001

2001 2002 5 2,000 DWT  
 2004 가 5 가 4.4%



: Clarkson Research Studies, [www.clarksons.net](http://www.clarksons.net)

: (p) , (f) .

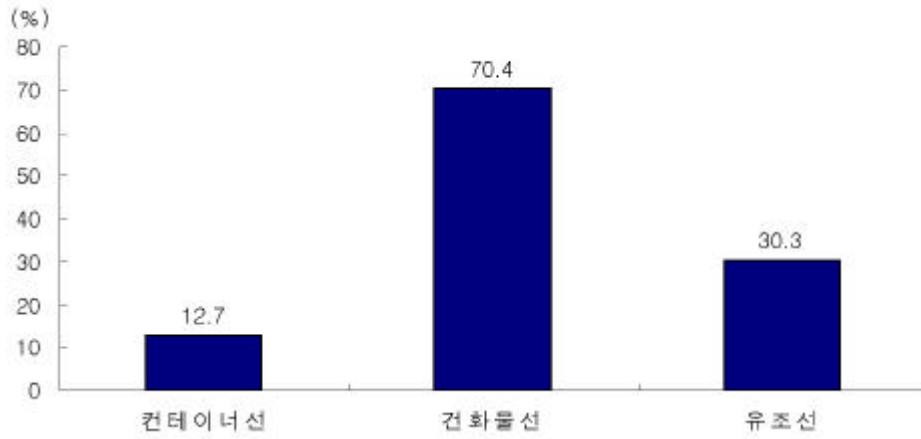
가 Clarkson Research Studies .

○ ( )

가 , 2004 가 가

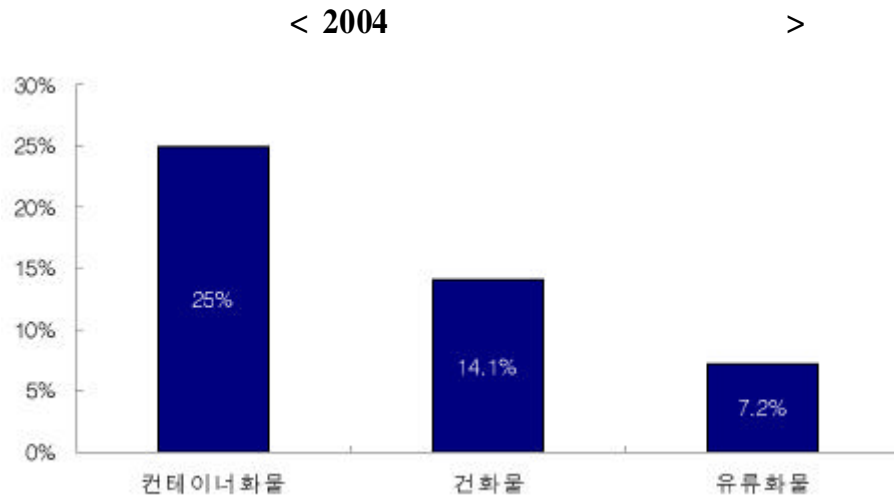
- (2004 가 ) 가  
 2004 12.7% 가  
 70.4%, 30.3%

< 2004 가 >



: Clarkson Research Studies, [www.clarksons.net](http://www.clarksons.net)

- ( ) , , 가  
 . 2004 25%( )  
 1/4 , 가 20%  
 . 5 ( , , , / , )  
 2004 14%  
 . 가 가 2004  
 7% 8%



: Clarkson Research Studies, [www.clarksons.net](http://www.clarksons.net)

3.

○ 2005

, 가

- Clarkson 社<sup>1)</sup>

2005

가 가

,

- 2005

( )

· 2004 4 28

가

BDI가 4

4,489

6

2,902

35.3%

가

< 2005 >

		2005
	→	<ul style="list-style-type: none"> <li>2004 2/4 ( )</li> <li>- HR 2/4 3/4 1,760 → 4/4 1,752</li> </ul>
	→	<ul style="list-style-type: none"> <li>( )</li> <li>- BDI 4,423.9 → 3,741.1</li> </ul>
	→	<ul style="list-style-type: none"> <li>가 ( )</li> <li>(Platou) 가</li> <li>( )</li> </ul>

- : .
- : 1. Clarkson 2005
- 2. 가 .
- 3. Platou : .

○ 2006 2005 가

가

- ( ) 2002 5,250 DWT<sup>2)</sup> 2004 1 510

DWT

· 2004 1 510 DWT 10 6,223

DWT 가 , 2000 7,030

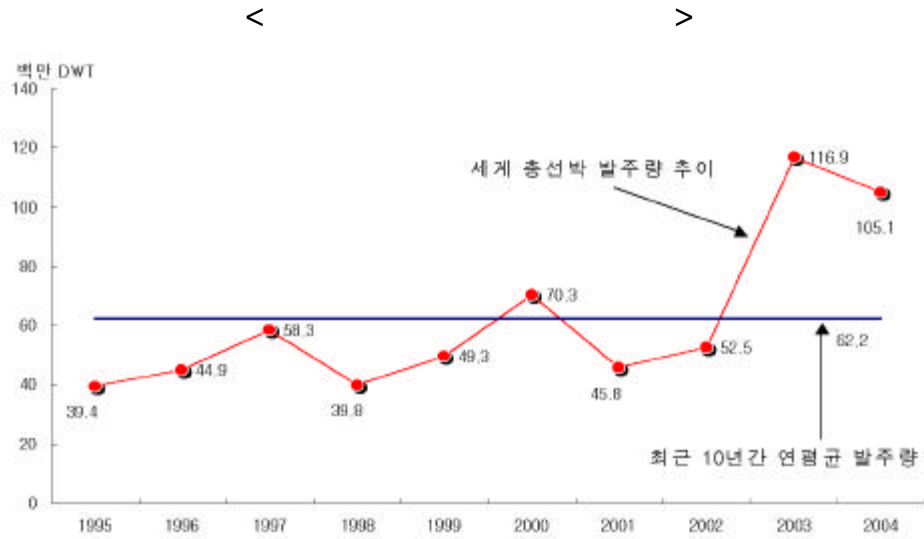
DWT 60%

- ( ) 2005 6,770 DWT 2006 6,850

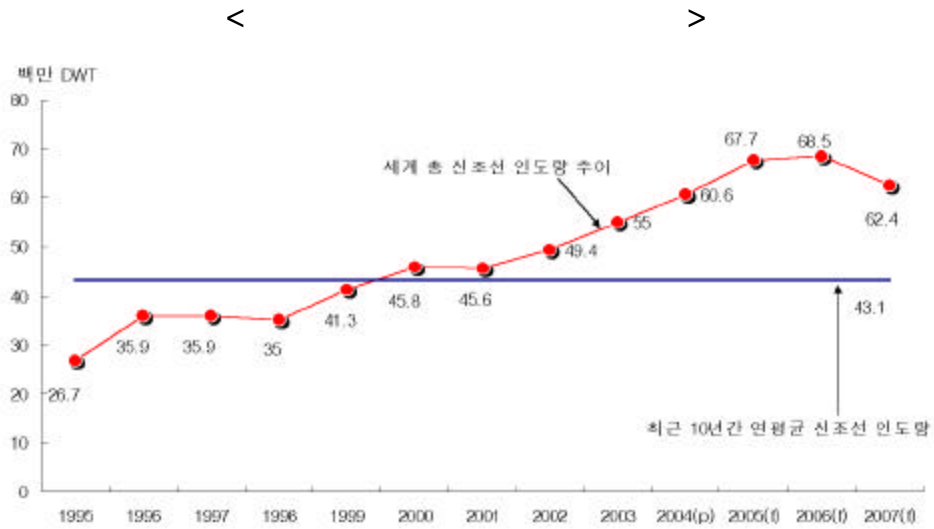
DWT , 10 6,220 DWT 41% 57%

2 DWT (deadweight tonnage)  
(自重)





: Clarkson Research Studies, [www.clarksons.net](http://www.clarksons.net)



: Clarkson Research Studies, [www.clarksons.net](http://www.clarksons.net)

: (p) , (f) .

4.

○ ( )

가

,

-

- 1979 1981

가

- ( )

·

, , , ,

,

·

가

○ ( ) 2005

가

가

,

가

- ( )

,

·

,

가

가

·

가

·

,

·

主要 經濟 懸案

- ( )

,

가

.

.

.

,

<

>

A.P. Møller-Mærsk	- 가 , . , , II
NOL	- (APL Logistics), ,
MOL	- , , , , ,
NYK	- ( , , , , ), ( ),

(3669-4014, leesw@hri.co.kr)