



- () 가

· 對中 가 , EU,
가 , 1
33.2% 가 197.7 , 29.5
· 1/4 가

- (가) 가 가
, 가 가

- () 1 12 (3.6%, 82 5,000
) 0.1%p, 2 9,000 가 3.7% 85 4,000
· (15 29) 12 0.2%p 가 8.8%
가 52.6% 44 9,000

< >

(, %)

	2001	2002	2003								2004
				1/4	2/4	3/4	4/4	11	12	1	
	6.6	8.3	-1.3	1.5	-1.7	-2.5	-2.2	-3.7	-1.5	-	
	-2.3	1.6	-4.6	-3.4	-3.7	-7.0	-4.7	-8.3	-2.1	-	
	22.1	21.3	23.1	-2.0	56.3	52.3	3.0	-15.1	7.7	-	
	0.7	8.0	5.0	6.1	3.0	3.0	7.4	4.5	10.4	-	
(\$)	86	61	-	-17	25	41	-	30	-	-	
(\$)	93	103	155	-12	44	49	75	28	23	30	
(FOB)	-12.7	8.0	19.6	20.7	14.4	16.0	26.7	21.9	32.5	33.2	
가	4.1	2.7	3.6	4.1	3.3	3.2	3.5	3.4	3.4	3.4	
	3.8	3.1	3.4	3.6	3.3	3.3	3.4	3.4	3.6	3.7	

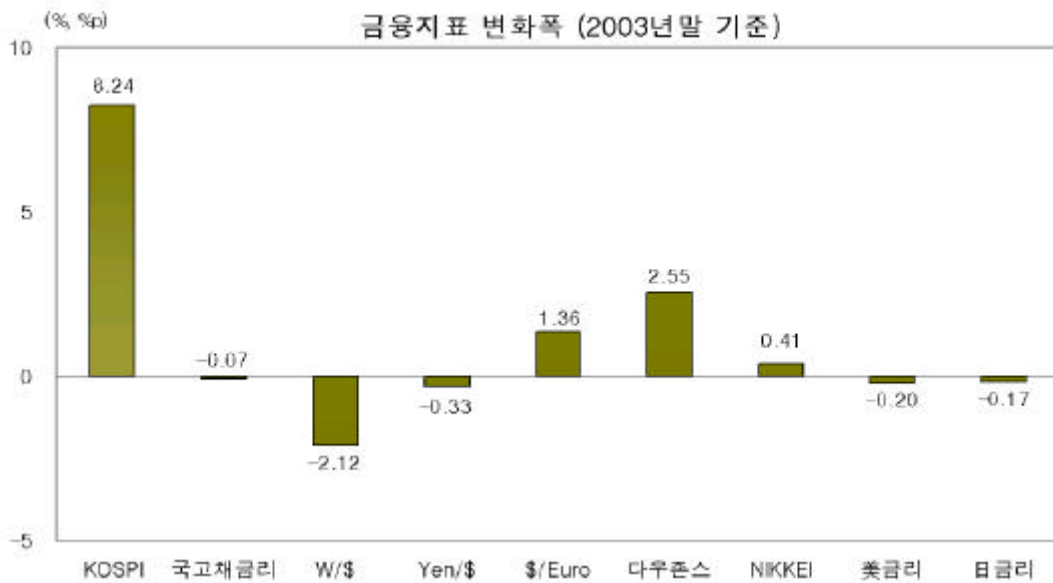


1.

- () 가 , - 日

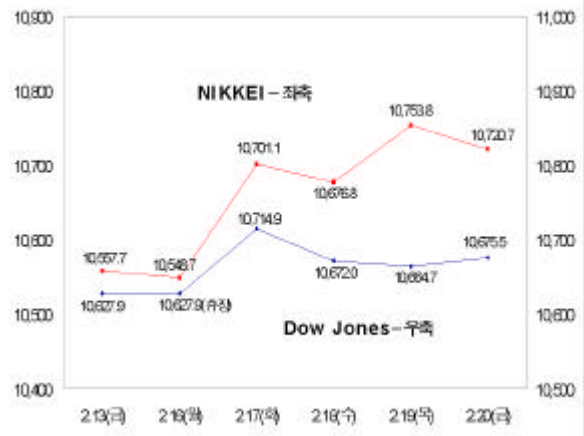
- () ,

		2002	2003			2004	
			10	11	12	2.13	2.20
	(, %)	4.52	3.83	3.74	3.95	3.72	3.75
	(3 , %)	5.11	4.48	4.99	4.82	4.82	4.75
	(3 , %)	5.68	5.32	5.70	5.58	5.63	5.55
	(- , %p)	0.59	0.65	1.25	0.87	1.10	1.00
	(-)	0.57	0.84	0.71	0.76	0.81	0.80
가	가	627.55	782.36	789.38	810.70	882.18	877.49
	()	82,573	48,431	56,068	43,697	38,530	47,549
	()	21,363	22,912	26,986	24,443	26,444	22,023
	/ (₩/\$)	1,186.2	1,183.1	1,191.1	1,192.60	1,160.1	1,167.3
	/ (Yen/\$)	118.79	108.90	108.32	107.30	105.42	106.95
	/ (\$/EURO)	1.0494	1.1592	1.2081	1.2594	1.2801	1.2795
가	(Dow Jones)	8,341.6	9,801.1	9,862.7	10,453.9	10,627.9	10,675
	(NIKKEI)	8,579.0	10,559.6	10,373.5	10,676.6	10,557.7	10,720.7
美	(10)	3.81	4.30	4.35	4.26	4.04	4.06
	(10)	0.91	1.45	1.42	1.37	1.25	1.20

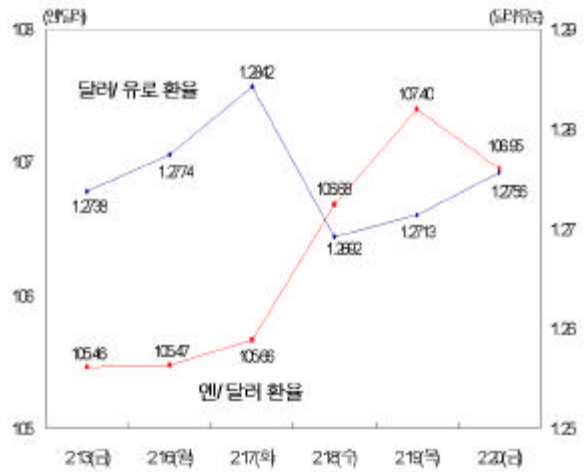


2.

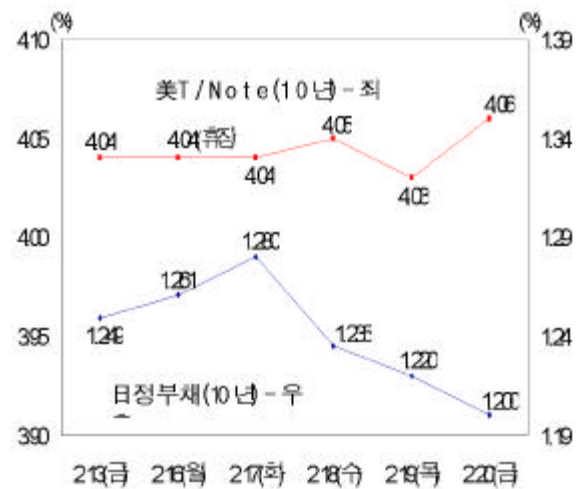
- (가美가, 日가)
 ■美, 日
 ·美가, 日가
 ()美, 日



- ()가
 ■再
 · ECB
 가, 佛
 ()가



- ()美, 日
 ■美, 日
 ·美가, 日가
 ()美가, 日가



3.

- (가)

· FTA

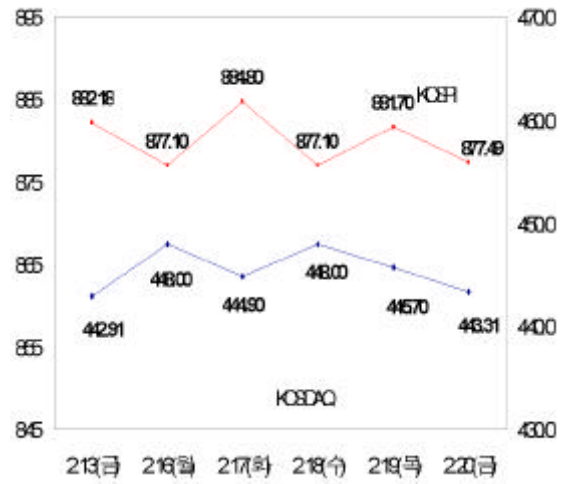
900

· ()

900

가

가



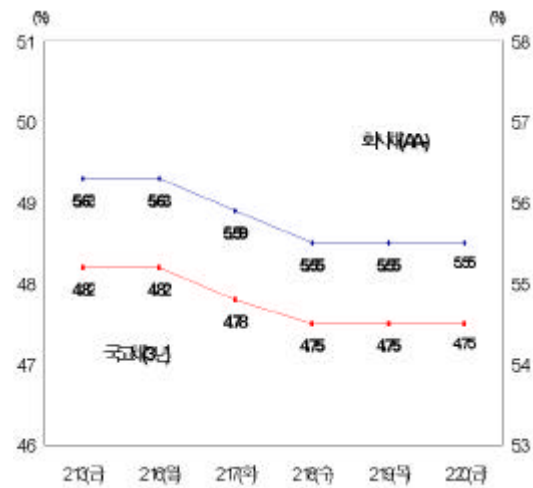
- ()

· 가

· ()

가

가



- ()

· NDF

· ()

