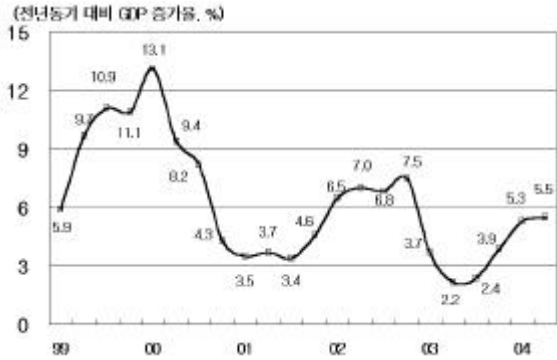


經濟 指標

- ✧ 國內總生產 1人當 GNI
 - ✧ 產業 活動
 - ✧ 國內 金融 指標
 - ✧ 國際 金融 指標
 - ✧ 雇傭
 - ✧ 對外 去來
 - ✧ 物價
 - ✧ 2005年 巨視 經濟 展望
-

□ 國內總生產 1人當 GNI

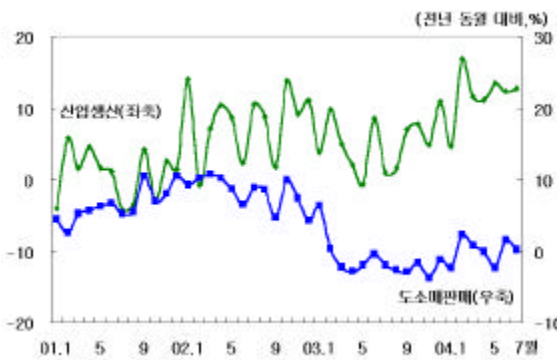


2004 2/4 가 , 가 가
 가 , 가 5.5%
 (base effect) , 가
 가,
 가

		2002	2003(P)	2004.1/4	2/4	2004(E)	2005(E)	
()		6843	7214	178.7	192.2	782.7	846.1	
		5,469	6,052	-	-	6,703	7,691	
1	GNI	11,493	12,646	-	-	13,820	15,872	
	, %	GDP	7.0	3.1	5.3	5.5	4.9	4.5
			7.9	- 1.4	- 1.4	-0.7	0.5	2.0
			7.5	- 1.5	-0.3	6.2	3.1	4.0
			5.3	7.6	4.1	3.8	2.9	2.5

: (P) , (E)

□ 産業活動

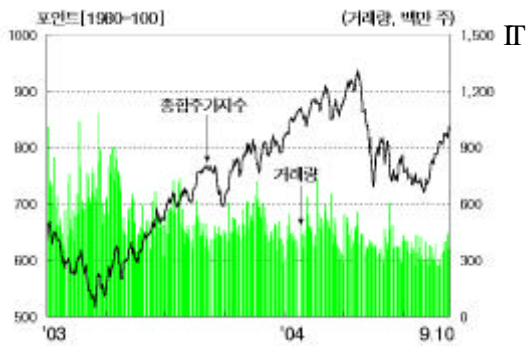
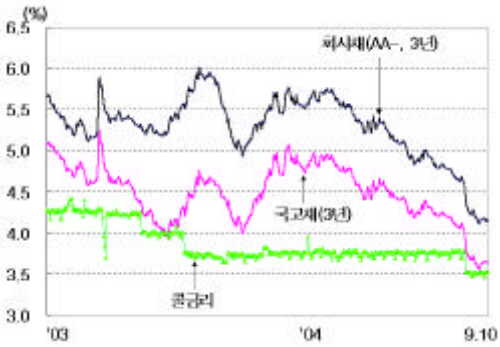
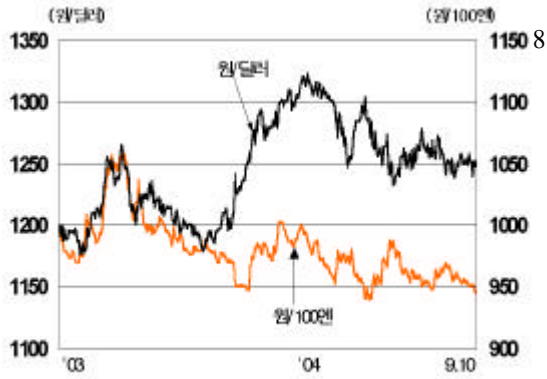


7 ,
 12.8% 가
 2.5% 0.2% 가
 -3.3% -6.4%
 가

		2001	2002	2003		2004			
				4/4	1/4	2/4	6	7	
		0.7	8.0	5.1	7.8	11.0	12.3	12.4	12.8
		6.6	8.3	- 1.0	-2.0	0.1	-0.3	1.6	0.2
		- 1.0	21.0	-8.5	-5.0	19.0	18.6	18.1	-6.4
	(%)	22.1	33.0	22.5	2.1	- 14.2	-27.7	-36.9	-3.3
가 (%)		75.3	78.4	78.3	80.4	81.5	80.5	79.8	79.4
(,%)		0.23	0.06	0.08	0.06	0.05	0.07	0.06	0.04

: 1) 가 2000 , 2)

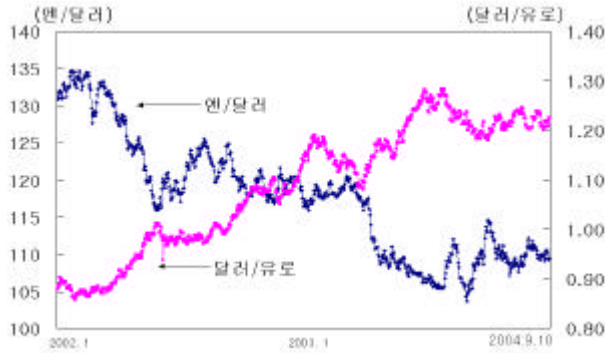
國內金融指標



		2003				2004				
		Q1	Q2	Q3	Q4	Q1	Q2	7	8.9	9.10
가 (%)	M2()	7.7	7.2	6.4	4.7	6.9	4.4	3.2	2.8	-
	(1)	4.26	4.00	3.75	3.95	3.74	3.78	3.77	3.77	3.53
(%)	CP (91)	4.59	4.69	4.11	4.55	4.08	4.02	4.02	4.02	3.69
	(3)	5.17	5.18	5.05	5.58	5.30	4.84	4.65	4.64	4.16
/		1,218.7	1,195.4	1,150.1	1,192.6	1,146.6	1,155.5	1,170.0	1,156.3	1,145.1
가		546.02	650.35	697.52	810.71	880.50	785.79	735.34	742.13	821.88

: 1) 가 () 2) , 가 .

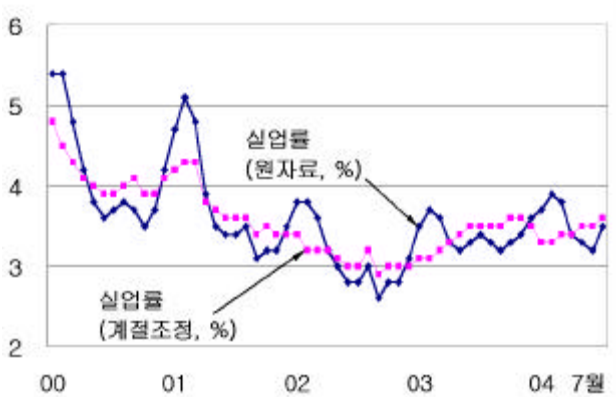
□ 國際 金融 指標



가 7 6
가 가 가 가
가 가 가 가
(: p, % , ,)

		2003			2004				
		Q2	Q3	Q4	Q1	Q2	7	8.9	9.10
Dow Jones	가	8,985.4	9,380.2	10,453.9	10,470	10,435.5	10,139.7	9,814.7	10,313.1
	(10)	3.52	4.08	4.26	4.15	4.59	4.48	4.26	4.19
	(30)	4.56	5.01	5.13	4.98	5.30	5.20	5.06	4.98
		1.08	1.03	0.93	1.03	1.13	1.30	1.32	1.49
(%)	LIBOR(3)	1.12	1.16	1.15	1.11	1.61	1.70	1.67	1.87
	(10)	0.85	1.44	1.37	1.44	1.79	1.86	1.63	1.52
	/	119.77	110.78	107.30	104.50	108.78	111.34	110.61	109.64
	/	1.1508	1.1595	1.2594	1.2136	1.2200	1.2015	1.2275	1.2265
	/100	996.4	1,031.51	1,119.6	1,100.9	1,064.0	1,041.6	1,054.6	1,048.0

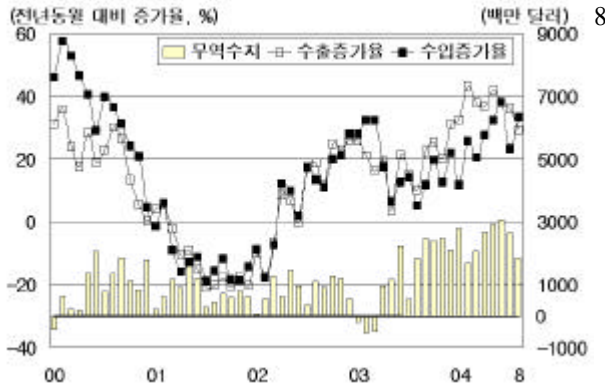
僱傭



7 6 0.3%p 3.5%,
0.1%p 3.6%
가
5 1,000 가
(6.7%) 81 4,000 . 15 29
0.2%p ,
0.1%p 7.6%
38 6,000
47.4%
가

	2002	2003			2004				2005(E)
		4/4	1/4	2/4	6	7	(E)		
(%)	3.1	3.4	3.4	3.8	3.3	3.2	3.5	3.5	3.6
()	708	777	794	878	787	763	814	850	880
()	22,169	22,139	22,325	22,104	22,744	23,585	23,564	23,700	23,720

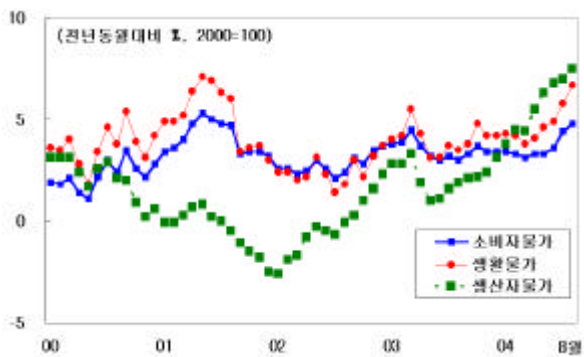
□ 對外 去來



198.8 29.3%,
 180.4 33.3% 가
 18.4
 가 5 3
 가
 逆 base effect, 가
 가
 (: 億)

		2002	2003	2004. 1/4	2/4	7	8	2004(E)	2005(E)
		1,624.7	1,938.2	592.8	639.5	210.4	198.8	2,485	2,809
		1,521.3	1,788.3	527.4	552.7	183.6	180.4	2,240	2,614
		53.9	123.2	61.5	70.4	32.3	-	200	140
		147.8	221.6	86.1	104.1	41.5	-	-	-
		-82.0	-76.1	-18.8	-15.1	-7.7	-	-	-
		4.3	6.0	2.3	-11.6	0.1	-	-	-
		-16.2	-28.2	-8.0	-7.1	-1.6	-	-	-
		62.5	131.3	26.5	-32.3	-11.8	-	-	-
가		1,214.1	1,553.5	1,635.6	1,670.3	1,680.1	1,704.9	-	-

□ 物價



가
 가
 가
 4.8% 가
 2001 7 가
 6.7%
 가
 가

		2002	2003	2004					2005(E)
				1/4	2/4	7	8	(E)	
가) (%)	2.7	3.6	3.1	3.6	4.4	4.8	3.6	3.4
가		-0.3	2.2	4.4	6.8	7.0	7.5	-	-
가		2.5	4.1	3.8	4.9	5.8	6.7	-	-
WTI 가(\$/bbl,		31.2	32.5	35.8	37.1	43.8	42.1	-	-

HRI

		1999	2000	2001	2002	2003(P)	2004(E)	2005(E)
	(%)	9.5	8.5	3.8	7.0	3.1	4.9	4.5
	(%)	9.7	7.1	4.9	7.6	-0.5	1.0	2.5
	(%)	11.5	8.4	4.9	7.9	-1.4	0.5	2.0
	(%)	8.3	12.2	-0.2	6.6	3.6	2.4	2.6
	(%)	-3.7	-0.7	6.0	5.3	7.6	2.9	2.5
	(%)	36.8	33.6	-9.0	7.5	-1.5	3.1	4.0
()	(\$)	245	122	80	54	123	200	140
	(\$)	239	118	93	103	150	245	195
	(\$)	1,437	1,723	1,504	1,625	1,938	2,485	2,809
	가 (%)	(8.6)	(19.9)	(-12.7)	(8.0)	(19.3)	(28.2)	(13.0)
	(\$)	1,198	1,605	1,411	1,521	1,788	2,240	2,614
가 (%)	(28.4)	(34.0)	(-12.1)	(7.8)	(17.6)	(25.3)	(16.7)	
	가(,%)	0.8	2.3	4.1	2.7	3.6	3.6	3.4
	(%)	6.3	4.1	3.8	3.1	3.4	3.5	3.6
	/ \$ (,)	1,190	1,131	1,291	1,250	1,192	1,130	1,100
	()	9.1	6.7	5.9	5.1	4.8	3.8	3 4%