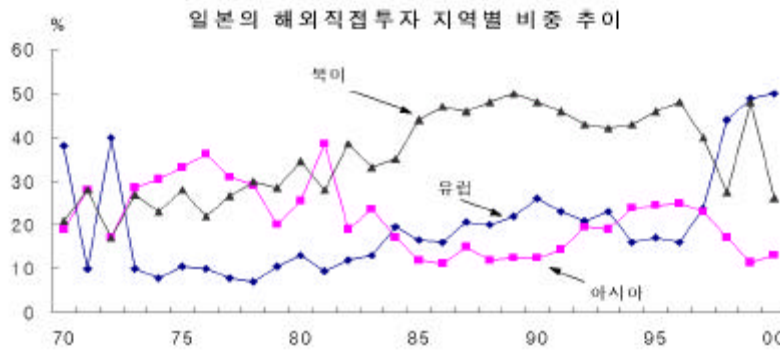
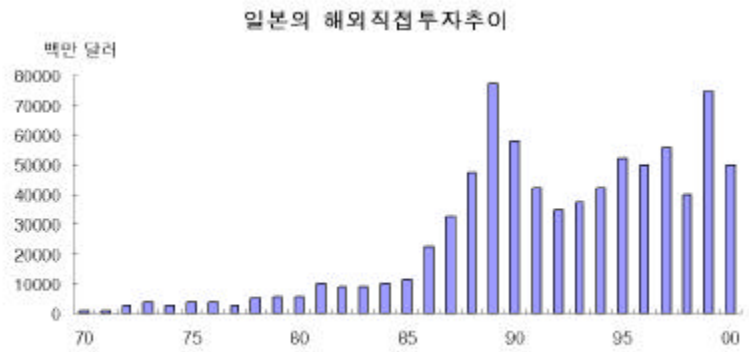


FDI

1)

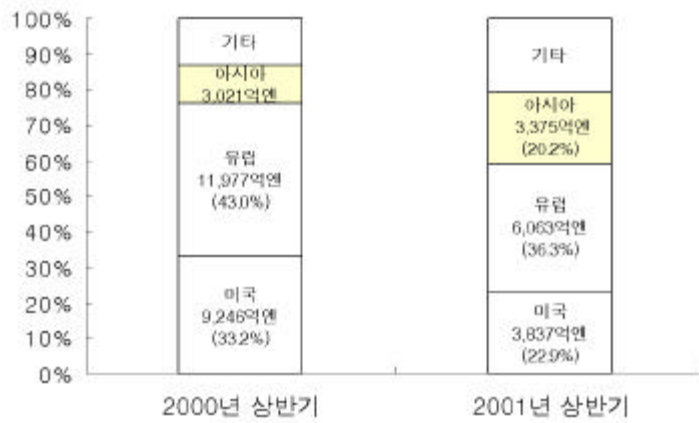
가

○ FDI



80
 81 가 86 89 90 91
 92
 - 80
 가
 40% 가
 - 80
 86 89 85 高
 가
 knock down
 3

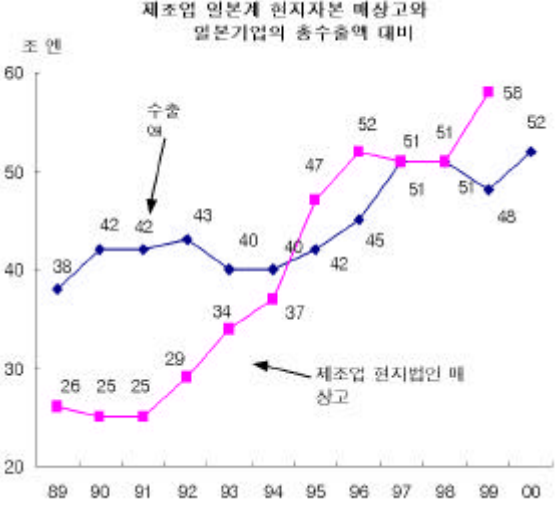
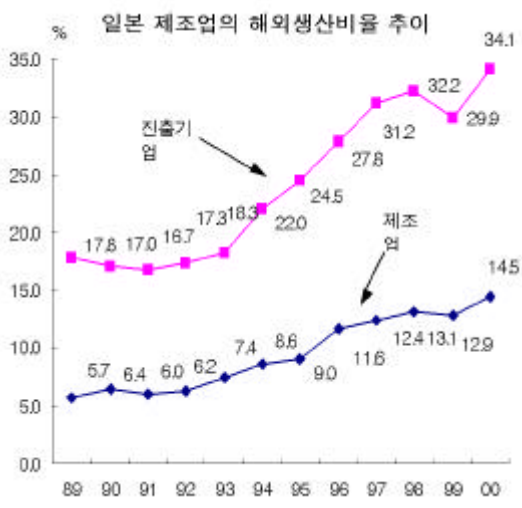
일본 해외직접투자 및 지역별 비중





가, 97
 , 98
 2001 가
 2000 2001
 40% ,
 가 , 11.7% 가
 가
 99 76 , 838 , 2000 102 , 1099
 2001 102 , 909

○



가
 , 80
 90 5-8% , 2000 14.5%
 27.7%, 32.1%(97)
 = () / () X 100
 , 80 90

17-18%

2000

34.1%

가 , 2000
 (1999) 가 58
 , 2000 52
 가

○

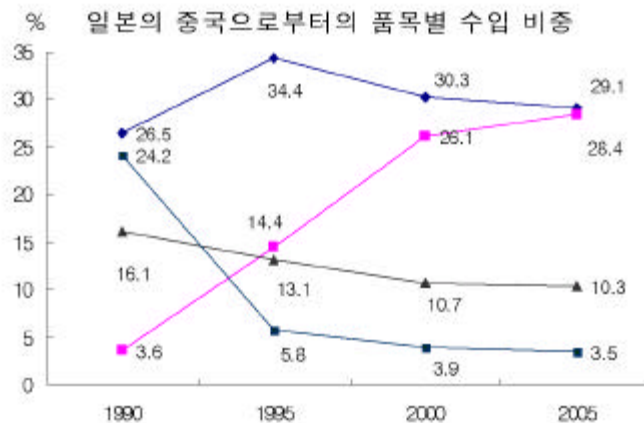
() 가
 () , 87 4.0%
 , 99 4 9,000

(= 對 / 全 × 100) 80
 5-6% , 99 10.0%

24.3%

1/4 對

가 ,



- 對中

- 2001 , 84.0% ,
- 2000 (82.7%) 1.3% 가
- 가
- 對中 (28.4%)
- (29.1%)
- 2002 가

- 對中

- 對中 2000 (9.9%) 1.9%
- 가 11.8% , 10%
- , 가 1994
- , 가

가 , 對中 가

< >

(2001 , :)

	가			
1		223,965	24.5	70,628
2		107,903	11.8	-32,614
3		51,621	5.6	9,828
4		46,631	5.1	12,217
5		34,035	3.7	3,930
6		30,032	3.3	26,495
7		28,959	3.2	-2,216
8		27,007	3.0	1,844
9		26,821	2.9	-8,136
10		25,836	2.8	-10,282
11	가	24,390	2.7	11,332
12		22,039	2.4	7,462
13		18,707	2.0	-12,477
14		17,741	1.9	2,160
15		17,390	1.9	-1,448

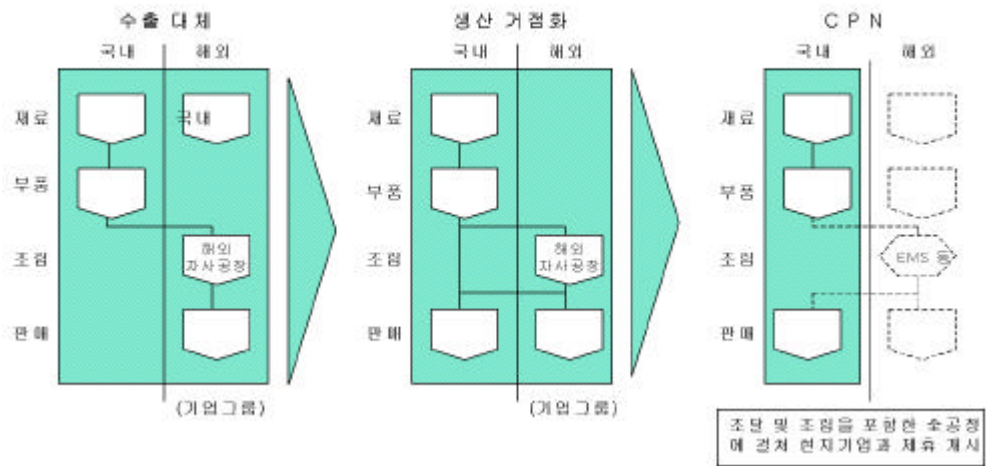
○

'CPN'

(1) Cross-national Production Network(CPN)

- globalization
 - 가가
 - transaction cost가 ,
 - '全體最適' 가가
 - globalization

일본의 해외직접투자의 질적 변화 이미지



- FDI

- chain unbundling
- FDI

Value



· , () EMS

· 가 ,

- CPN

· 가 ,

가 CPN

· , 가 ,

outsourcing

· CPN

(2)

- CPN 가?

- open module

· “ open module

· 가

- module 가

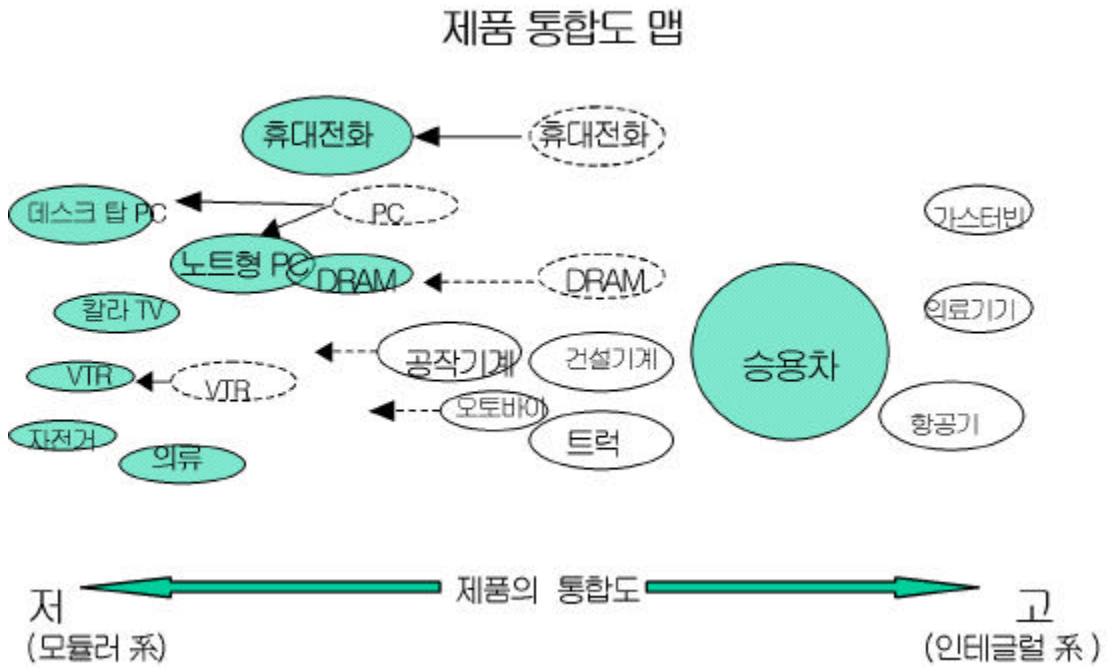
· module 가

가

· , modular 가

· 製品 統合度

architecture



- PC,

· PC
가

가

mechanical 群

- , 非量產品

가

驅動系
가

構造計算

全體最適

architecture

가 가
가

closed module()

open module

-

- , 가
- 가 가가 가 ,
- , ' , ' ,
- 가