

--	--	--

[Blank Box]

: . .

- ( ) ‘ ’ ‘ ’  
 , ‘ , , ,  
 - ( ) **100** ,

. (=100) 141.1 362


. (=100) 208.0 , 37.0

. (=100) 159.0 , 61.0

- ( 가 ) 가 , . .  
 ,  
 . PC , - ,  
 , , 高  
 . R&D , , ,  
 ,  
 . ,

< . . >

	- PC - -	- R&D - R&D - -	-
	- - 高 - -	- 1 - -	-
	- 가 - - GDP	- - -	-



가

(=100) 75%

II

(=100) 85.7%

가

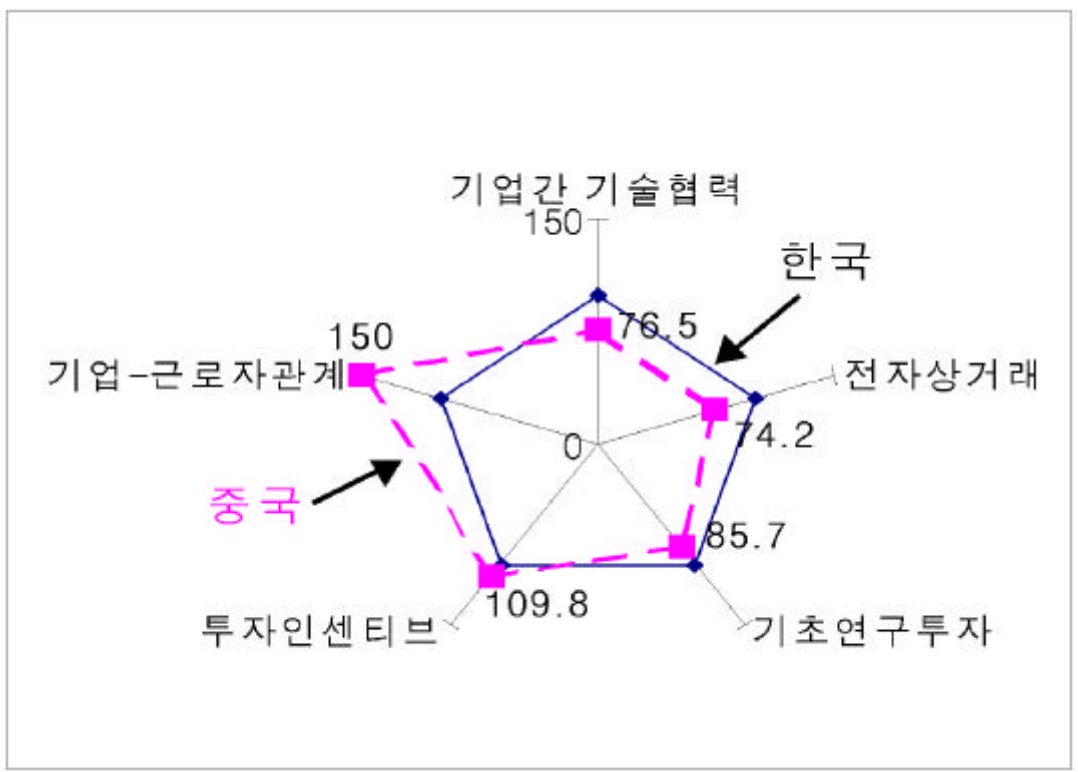
(=100 , 109.8)

(=100

가 ( =100

150) , 가

< (=100 ) >





\_\_\_\_\_

-----

\_\_\_\_\_

-

· : 가

· : 가

-

· :

· : 가

< >

		<ul style="list-style-type: none"> <li>· 100 PC</li> <li>· GDP R&amp;D</li> <li>· 1,000 R&amp;D</li> </ul>
		<ul style="list-style-type: none"> <li>·</li> <li>· -</li> <li>·</li> </ul>
		<ul style="list-style-type: none"> <li>·</li> <li>· 100</li> <li>·</li> </ul>
		<ul style="list-style-type: none"> <li>· 1</li> <li>·</li> <li>·</li> </ul>
		<ul style="list-style-type: none"> <li>· 100 가</li> <li>· 10,000</li> <li>· 10,000</li> <li>·</li> </ul>
		<ul style="list-style-type: none"> <li>· GDP</li> <li>· -</li> <li>·</li> <li>·</li> </ul>

-----

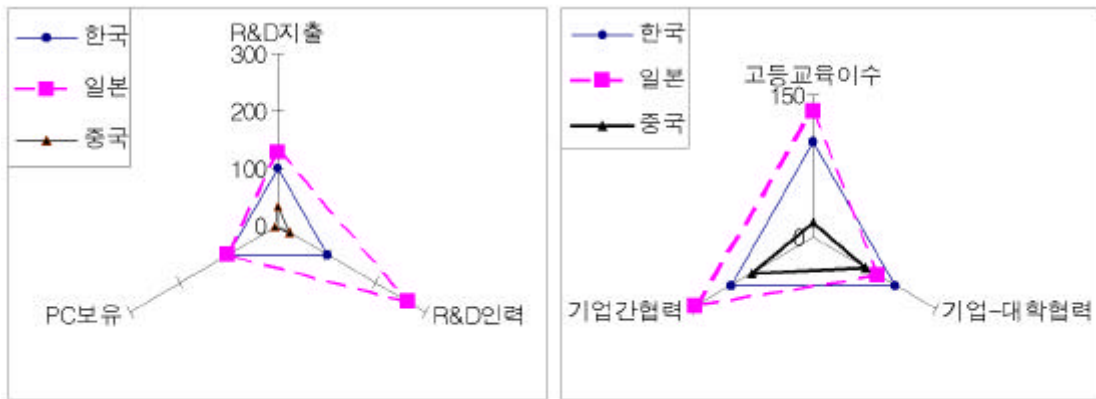
· · ·

- : ,

· PC (31.7%),  
 (4.56) 가  
 · R&D (3.15%), R&D (7.32)  
 , (45.0%), (6.02)가  
 가

· ,  
 ,

< > < >



< >

( : , %)

	R&D (GDP 1999)	R&D (1999)	PC (2000)	(1998)	- (2001) *	(2001) *
	2.47	2.77	31.71	34.0	4.56	4.17
	3.15	7.32	31.52	45.0	3.60	6.02
	0.83	0.65	1.59	5.0	2.92	3.19

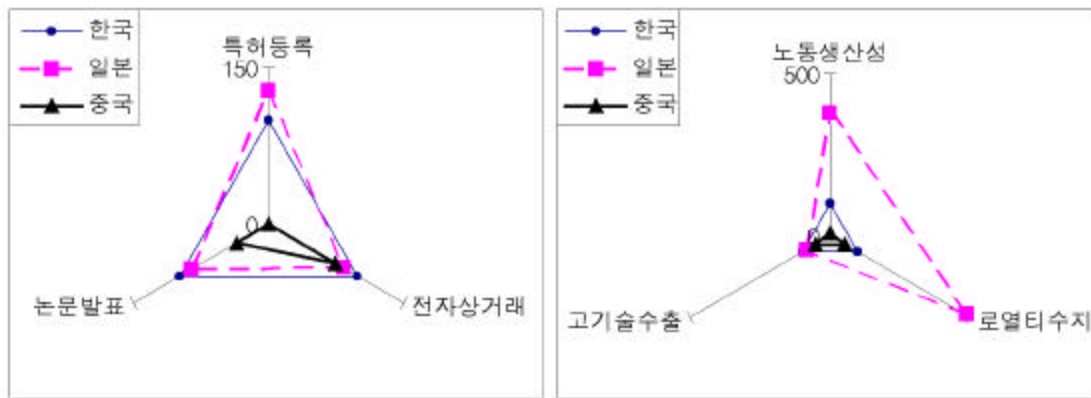
: IMD, The World Competitiveness Yearbook, 2001. ; IIU, World Geographic WTI, 2001. 4

: \* 가 = 10, 가 = 1

-----

- : ,  
 . (5.54) (12.2) 가  
 , (32%)  
 . (994 ) ,  
 (39.6 ), (0.83)가  
 . (4.11) ,  
 ,

< > < >



< (1998) >

( : , , %)

	( 1998 )	( 2001 ) *	( 1999 )	1 ( 2000 ) **	( 1999 ) ***	高 ( 1999 )
	779	5.54	12.2	10.47	0.17	32
	994	4.69	10.4	39.6	0.83	27
	1	4.11	4.2	0.76	0.09	17

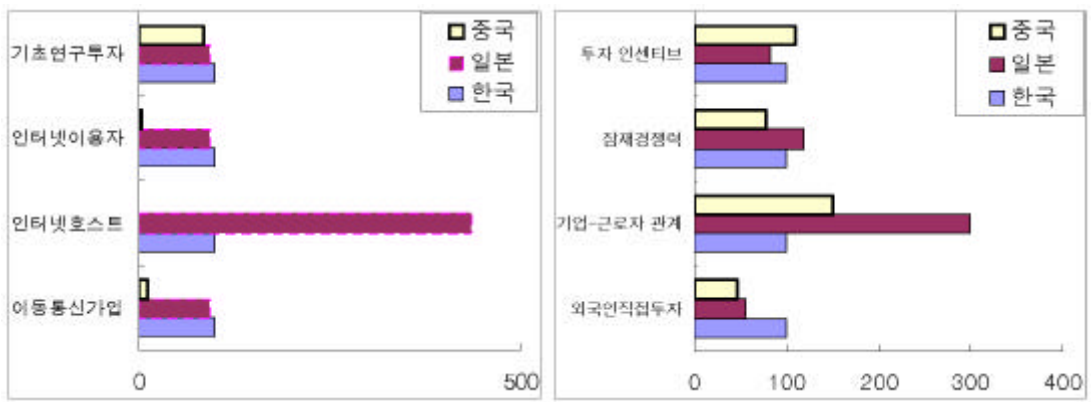
: IMD, *The World Competitiveness Yearbook*, 2001. ; UNDP, *Human Development Report 2001*, 2001. ; World Bank, *2001 World Development Indicators*, 2001. ; 「 , 2001.

: \* 가 = 10, 가 = 1

\*\* ) 1

\*\*\*) /

- : 가 ,  
 가 (56.69),  
 (4,025.37), (6.79) , GDP  
 (2.1%), (5.80)  
 (365.66), -  
 (85.71), (54.1)  
 (5.82) (6.37)가 ,  
 < > < >



< >

( : , %)

					GDP			
	가 (2000)	(2000)	(2000)	* (2001)	(1999)	- (2000)	(1998)	* (2001)
	56.69	84.1	4,025.37	6.79	2.1	28.57	45.6	5.80
	52.62	365.66	3,709.45	6.35	12	85.71	54.1	4.83
	6.58	0.54	173.7	5.82	1.0	42.86	35.7	6.37

: IMD, *The World Competitiveness Yearbook*, 2001. ; IITU, *World Geographic WII* 2001. ; World Bank, *2001 World Development Indicators*, 2001. Japan Center for Economic Research, *Potential Economic Competitiveness Ranking*, 2001. ; IPS, *IPS National Competitiveness Report*, 2001.

: \* 가 = 10, 가 = 1

--	--

가

- 100 ,

- (=100) 141.1 36.2

· ,  
· ,

- (=100) 208 , 37.0

· ,  
· ,

- (=100) 159.0 , 61.0

· ,  
· ,

< . . >

	100	100	100	100	100	100	100	100	100
	163.7	118.6	141.1	99.2	316.9	208.1	178.3	139.8	159.0
	20.7	51.7	36.2	36.2	37.8	37.0	25.6	96.4	61.0

: = 100



-----

- ( , , ) 가  
 , .  
 . R&D , ,  
 , ,  
 . PC , - ,  
 , , 高  
 . ,

< . . >

	- PC - -	- R&D - R&D - -	-
	- - 高	- - 1 -	-
	- 가 - - - GDP	- - - -	-

: 1 가

- ( ) , ,  
 . R&D , , , -  
 가  
 . R&D GDP R&D ,  
 0.83 0.17

-----

· 6.02 4.17 ,

· 가 28.57

· 85.71 ,

· -

· ,

- ( ) ,

· , , , , -

· 4.11 가

· IT

· 5.82 , ,

· 가

· , -

· 가

< ( =100 ) >

