

[Grey Box]

가

II 가

- II

· (II) , ,

· (II) , , R&D
가 II 가 (Back-bone)

· . . II , 가 II
II

- . . II

· (가 II) II 5

· . . 3 II

· II 1,965 ,

842 (3), 639 (4) .

978 555 2 4

· () . . II .

- . . II

· () 가 . . II
II , .

· () IMD, WEF, IIU II , II ,
II 가 . . II

· II PC , , II



, Π
 Π , Π 가
 · () Π , ,
 Π
 Π PC ,
 , Π 가
 가 Π
 , Π , Π
 가 가
 - Π
 · () Π
 · () Π
 · () Π , 가 ,
 가 , Π ,
 R&D
 -
 · () Π 가 , Π ,
 가 , Π
 ,
 가
 · () Π
 , Π Π

II 가

- II
- (II) , ,
(Technology),
- IT , , IT
- (IT) , , R&D
가 IT 가
(Back-bone)
- IT 가 가 , ,



· IT , 가 IT IT

· IT IT

· IT

- (IT) IT

5 . . 3 IT

· IT 1,965

, 842 (3). 639 (4)

· 978 555 2 4

IT

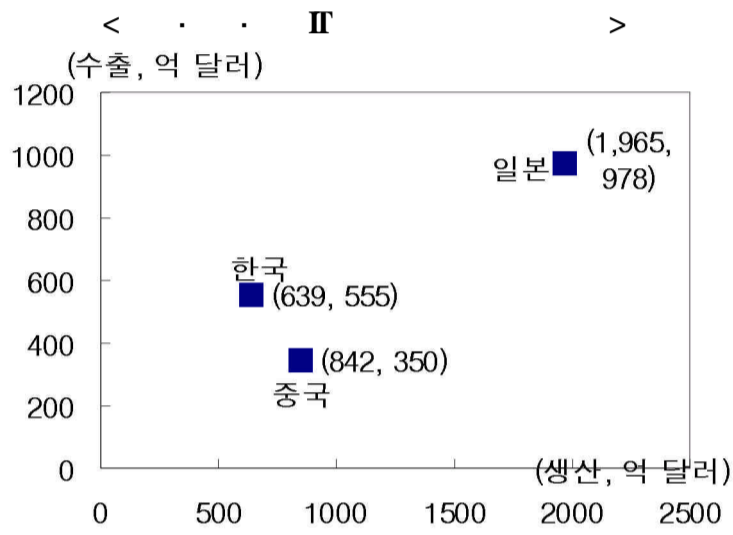
< IT . . >

	(2002)		(2000)	
	가	()	가	()
1		2,476 (24.7)		1,083 (12.4)
2		1,965 (19.6)		978 (11.2)
3		842 (8.4)	가	711 (8.2)
4		639 (6.4)		555 (6.4)
5		423 (4.2)		550 (6.3)

: Reed Electronics Research, 2002.
: () (%) .

- (,) IT

· IT 1,965 , 978 IT
 2
 · IT 639 842 ,
 555 350



: Reed Electronics Research, 2002.

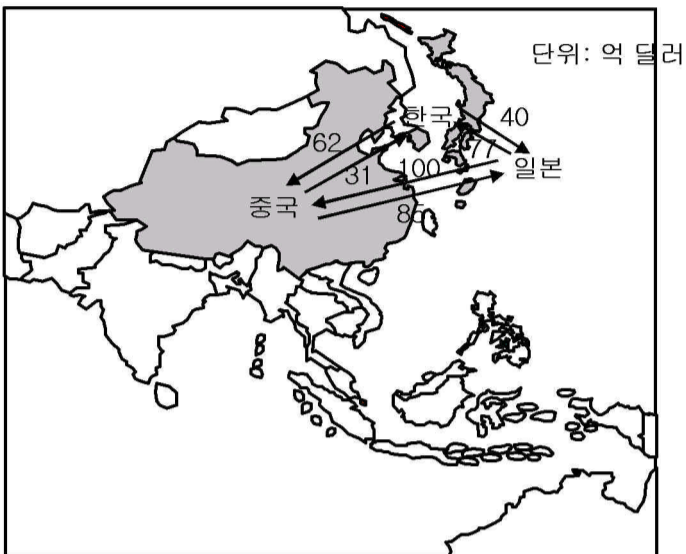
: 1) () (,)
 2) 2002 , 2000 .

- (가) . , . , .
 , . 가

· 185 · (117
), · (93)
 · 31 ·
 , 37
 · 15 ·

. . .

< . . . (2002) >



. . . II

○

- 가 . . . II

II

. II

가 II

○

- IMD, WEF, ITU¹⁾ . . .

II

. . . II , II , II

1) IMD(Institute for Management Development) , WEF(World Economic Forum) , ITU(International Telecommunication Union)

- IT 가 PC , ,
- IT 가 ,
- IT 가 IT , IT , IT , IT

< . . IT 가 >

	가	가
IT	PC	1,000 PC
		100 가
		1,000
		가
IT		1,000
IT	IT	IT
	IT	IT
	IT	IT
	IT	IT

-
- (IT) PC ,
 - PC 1,000 PC 가 556 383 ,
19 , 100 가 68
(62) (16)
 - 1,000
15 56 , 0.1
 -

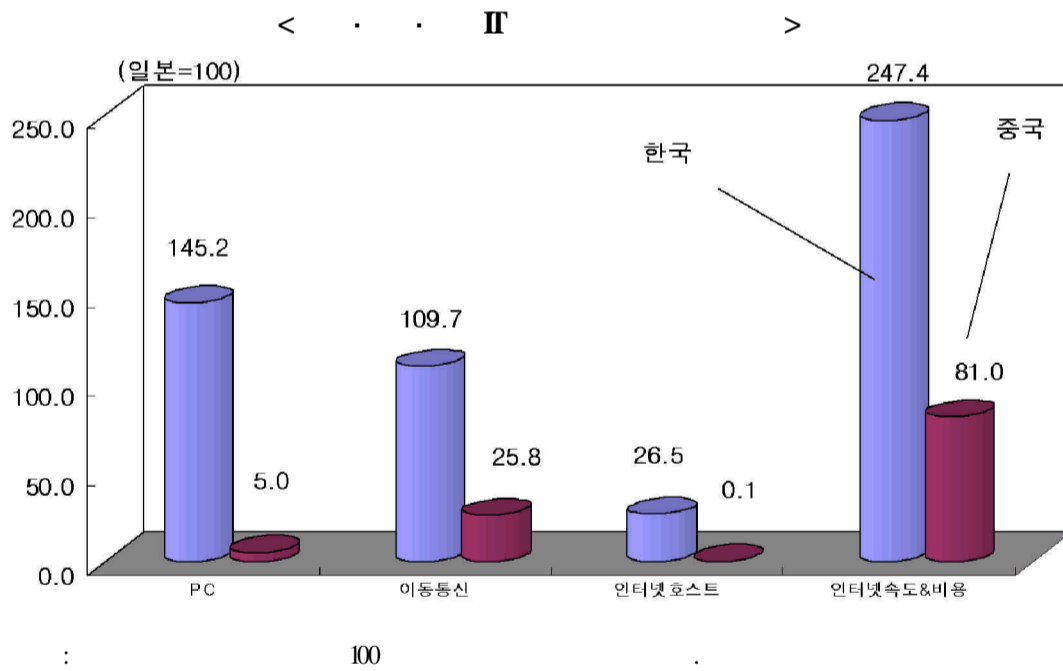


< IT (2002) >

1,000 PC ()	556	19	383
100 가 ()	68	16	62
1,000 ()	15	0.1	56
(75)	19	58	47

: ITU, Telecommunication Indicators, 2003. 4. ; World Economic Forum(2002), The Global Competitiveness Report.

· 100 PC
가 145.2% 110% ,
· 247.4



가 26.5%

- (IT) 가 IT

1,000 가 552
 , 449
 46 10
 (WEF) , , 가
 ,
 75 7 21
 IT 22 31 , 44
 62

< IT . . (2001, 2002) >

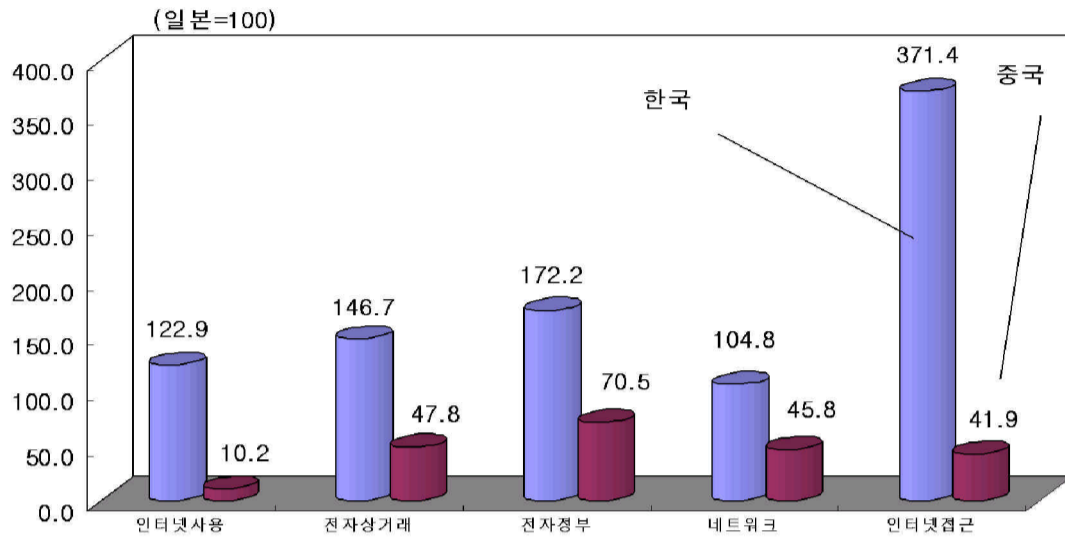
1,000 ()	552	46	449
(75)	15	46	22
(75)	18	44	31
(75)	21	48	22
(75)	7	62	26

: ITU, Telecommunication Indicators, 2003. 4. ; World Economic Forum(2002), The Global Competitiveness Report

100 (122.9),
 (146.7), (172.2) 5 72%

(75 7)

< . . II >



: 100 .

- (II) II , ,

II 가

. (IMD) II
49 17 , (38) (49)

< II . . (2002) >

II (49)	17	49	38
II (75)	28	63	33
II (75)	29	15	23
II (75)	16	58	33

: IMD(2002), The World Competitiveness Yearbook ; World Economic Forum(2002),
The Global Competitiveness Report

· IT 75, IT 16 28, 가

· IT 15 (29) (23)

· IT 가 (10 2001)

「 가 」 가

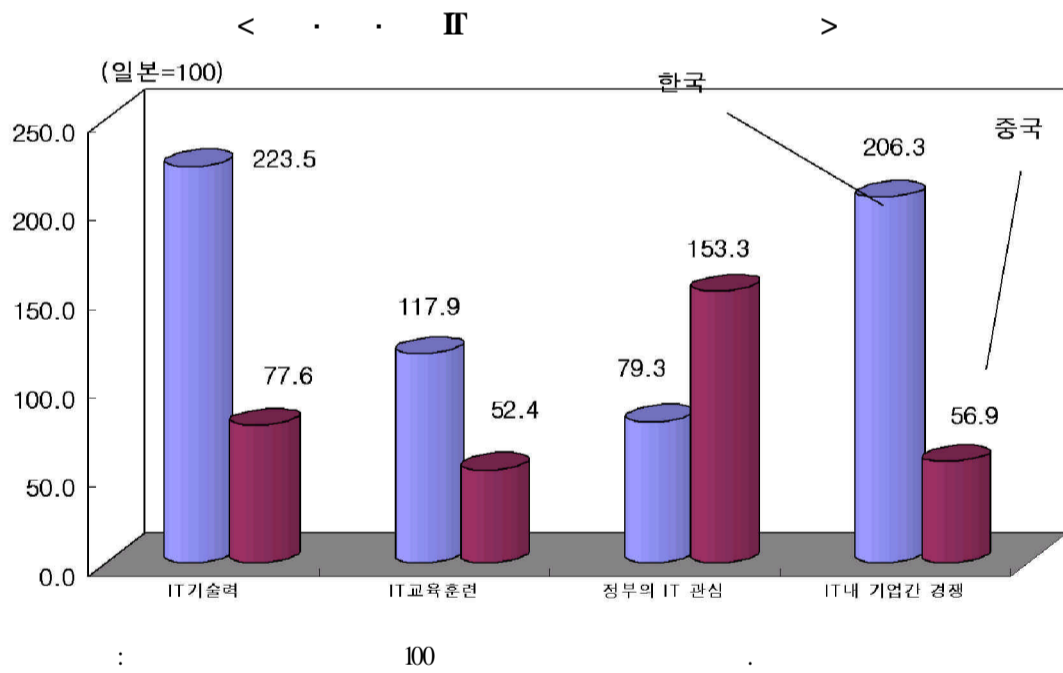
· 100 IT 가

· IT IT 가 223.5

· 206.3, IT 가 80% 가

· 가 IT

· , IT 가

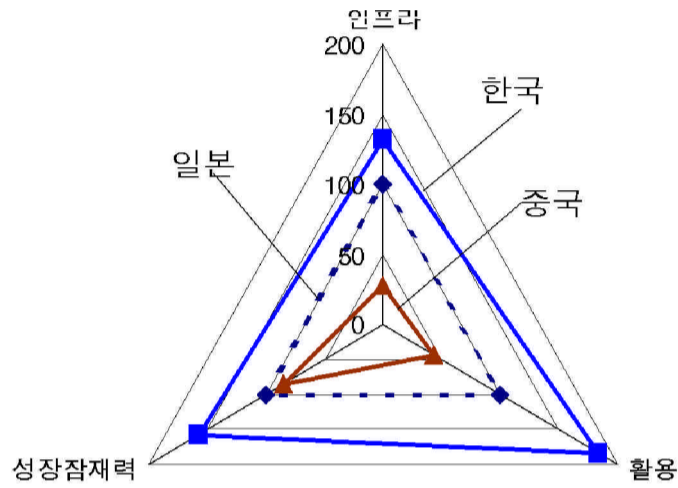


○

- IT , , IT

. 가 IT , IT ,

< . . IT >



: IT , IT , IT

IT

- () IT

- 2002 IT ' e-Korea Vision 2006', ' 가 , ' . IT 가

' IT 가 'IT

. 가 IT

· ' IT ' 가
가

- () IT

· 'WTO ' 2001 가
· , EU, ,
· ,
· 가 .
49% , KT 33%

< >

가				
	: 100%			
	: 100% 20%			
E U	/ : 100%			
	100%	NIT, KDD: 20%		
	100%			
가	: 49%			
	20%			
	49%(KT 33%)	KT: 3%	(KT)	

: .



· , 20% 가 100%
· IT 가 IT

- () IT , IT
가 가

· IT 가가 , . . .

· IT , R&D
IT

· . . 1995 1999
53 176 117
(OECD , 2001)

- () IT , . . IT

· , IT 가
가

·
· 가 IT , . .

· , IT , , IT

가

· IT ,

· 2002 ‘ () ’ ,
2010 IT

· , , IT
IT IT

< ‘ ’ >

	, ()	2010
1.		
2.		
3.	,	
-		R&D ,
-	IT	,
-		
-		

: , 「 」, “ ”, 2003. 5. .

- () IT IT 가

· , 가

■ hsjoung@hri.co.kr 3669-4008