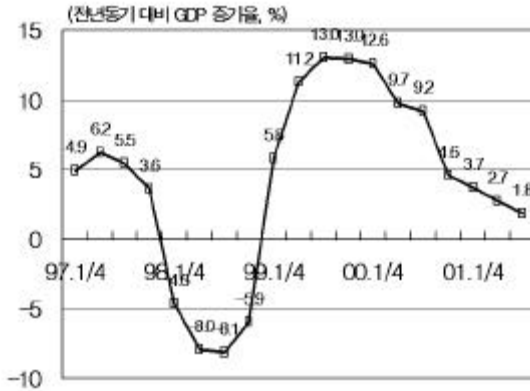


國內總生産 1人當 GNI



2.5% 4.2%

가 2001 2002 100, 80 가 가

8.8%

2.5%

4.2%

8,500 9,250

1 GNI

		1996	1997	1998	1999	2000	2001(E)	2002(E)	
()		418.5	453.3	444.4	482.7	517.1	530.0	550.0	
		5,200	4,766	3,177	4,058	4,576	4,219	4,300	
1	GNI	11,380	10,307	6,723	8,551	9,628	8,500	9,250	
	GDP	, %	6.8	5.0	-6.7	10.9	8.8	2.5	4.2
			7.2	3.2	-10.1	9.4	6.2	3.0	4.0
			9.1	-8.7	-38.8	36.3	34.3	-7.4	4.4
			6.1	2.3	-10.1	-10.3	-4.1	3.2	5.4

: (E)

産業活動



11 가 , 가 가

4.9% 가 가 2.1p 가

73.6. 가 가

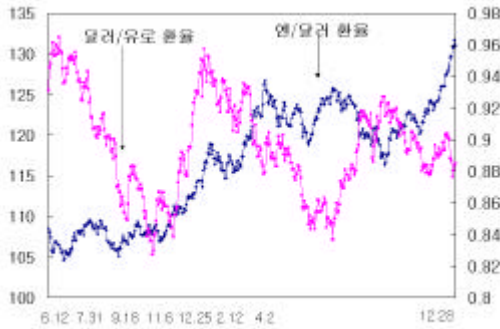
6.5% 가 10 가 가

4.4% 가

		1999	2000			2001				
			Q3	Q4		Q1	Q2	Q3	10	11
	(%)	24.2	19.8	7.6	16.8	5.0	1.7	-1.8	-1.3	4.9
		13.0	8.0	3.9	9.8	2.5	4.3	4.7	4.6	6.5
		30.9	7.0	17.3	11.7	3.7	-2.8	-5.8	4.2	-0.6
		0.8	7.9	-7.0	15.1	-25.3	1.7	17.0	30.2	80.4
가	(%)	76.5	79.9	75.0	78.3	74.7	74.6	73.0	71.5	73.6
	(, %)	0.33	0.28	0.37	0.26	0.32	0.23	0.20	0.23	0.13

:

國際 金融 指標

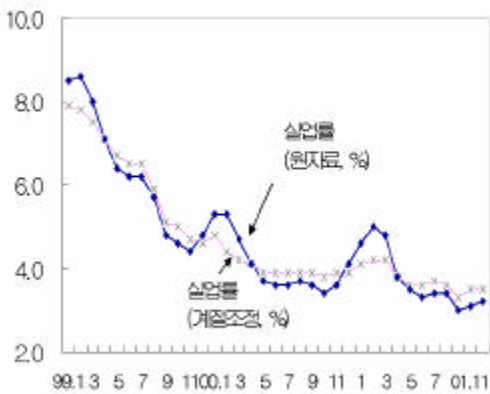


가
가

(: p, %, , ,)

		1999	2000	2001			
				Q1	Q2	Q3	12.31
Dow Jones	가	11,497.1	10,786.9	9,878.78	10,502.4	8,847.56	10,021.5
	(10)	6.45	5.12	4.88	5.40	5.03	5.03
	(30)	6.49	5.46	5.45	5.75	5.42	5.47
(%)	LIBOR(3)	4.880	6.53	5.19	3.86	3.08	1.54
	(10)	6.00125	6.40	4.87	3.84	2.59	1.88
	/	1.65	1.63	1.28	1.19	1.41	1.37
	/	102.23	114.41	126.18	124.72	119.42	131.64
	/	1,0098	0.9422	0.8782	0.8502	0.9108	0.8896
	/100	1,121.84	1,093.16	1,064.27	1,043.51	1,090.98	1,000.0

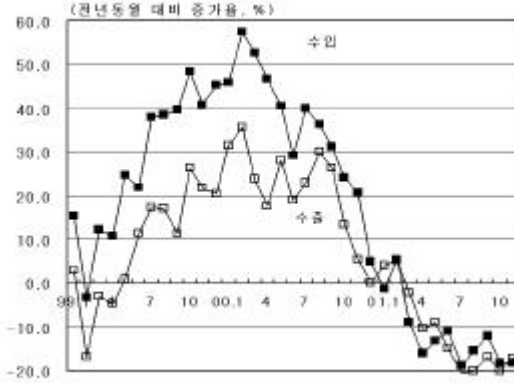
雇傭



11
1 5,000 가
8 3,000
3.2% 0.1%p (가
3.5%). 가
가
9 3,000 . OECD
3.3%.

	2000	2001							2002(E)
		Q1	Q2	Q3	9	10	11	(E)	
(%)	4.1	4.8	3.5	3.3	3.0	3.1	3.2	3.8	3.1
()	889	1,029	791	755	684	699	714	886	742
()	2,1061	20,401	21,677	21,697	21,797	21,863	21,810	21,635	23,202

對外 去來



(전년동월 대비 증가율, %)

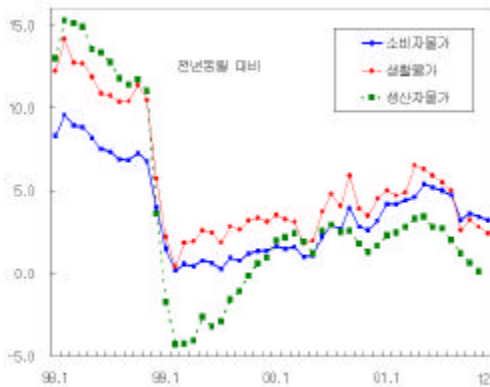
수출: 11, -17.1%, 124.2, 115.6, 가

수입: 11, 8.6, 12, -18.4%, 가

가: 100, 2001 (: 億)

	1997	1998	1999	2000	2001	9	10	11
수출	1,361.6	1,332.2	1,436.9	1,722.7	785.7	125.7	121.8	124.2
수입	1,446.2	933.4	1,197.5	1,604.9	725.3	117.0	115.2	115.6
수출/수입	-81.7	405.6	250.0	110.4	68.0	7.1	3.4	7.0
수출증가율	-31.8	416.3	287.2	166.0	86.1	14.9	7.4	9.5
수입증가율	-32.0	6.3	-10.1	-39.7	-13.3	-3.3	-2.3	-3.8
수출/수입증가율	-24.5	-50.5	-46.6	-22.0	-4.9	-3.3	-1.0	2.6
수출/수입비율	6.7	33.5	19.5	6.2	0.2	-1.2	-0.7	-1.4
수출/수입비율증가율	13.1	-39.9	5.8	117.3	-73.6	-9.7	0.3	12.2
가	88.7	485.1	740.5	962.0	942.6	1,000.8	1,004.7	1,016.5

物價



소비자물가: 0.2% (3.2%), 6.0%, 4.2%, 0.2%

생산자물가: 3.5% (2.4%), 2.4%

생산지물가: 가

		2000			2001						2001	2002(E)	
		10	11	12	Q1	Q2	8	9	10	11			12
가	()	2.8	2.6	2.3	4.2	5.3	4.7	3.2	3.6	3.4	3.4	4.3	4.1
가	()	1.8	1.3	2.0	2.5	3.2	2.0	1.2	0.6	0.1	-	-	-
가	(%)	3.9	3.5	3.6	4.8	6.2	5.0	2.6	3.2	2.8	2.4	4.6	-
WTI	가(\$/bbl,)	32.7	33.8	26.8	28.6	27.4	27.2	23.4	21.87	19.44	20.44	20.44	-