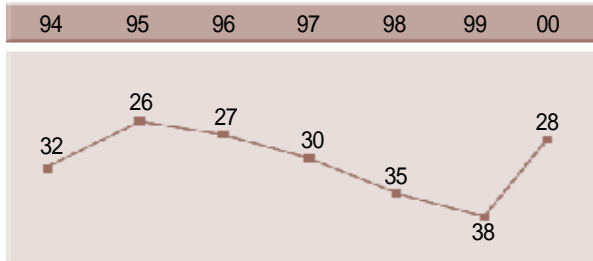


가

- 가



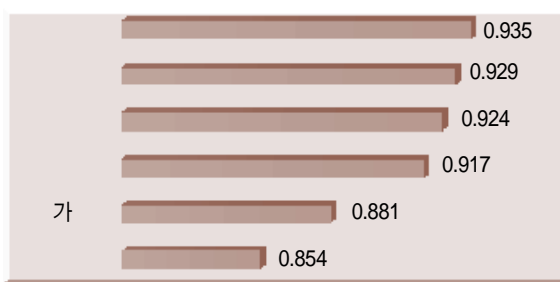
가 99  
38 , 2000 28  
. 99 GDP가 10.7%  
가

	1994	1995	1996	1997	1998	1999	2000
	9	7	4	13	34	43	20
	44	40	43	45	46	40	30
	35	18	33	32	34	37	26
	42	37	40	43	45	41	34
	36	35	34	34	31	30	31
	37	27	28	26	34	42	32
	24	24	25	22	28	28	22
	23	21	21	22	22	31	27

: IMD, The World Competitive Yearbook, 2000

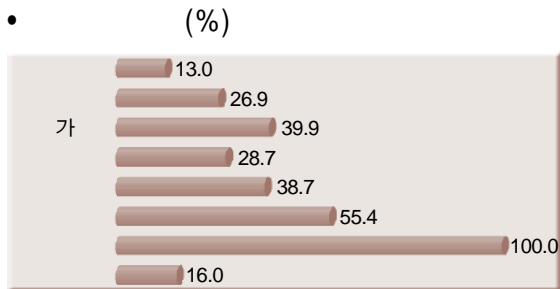
가

- ( = 1.0)



가	가
1	0.935
2	0.934
3	0.929
4	0.929
7	0.925
9	0.924
12	0.917
14	0.911
19	0.903
가	0.899
21	0.899
24	0.881
26	0.872
28	0.864
31	0.854


: (UNDP), 「 , 2000.  
: (HDI: Human Development Index) 가 ( , ),  
가



					(%)	GDP EC	
	100.0	499	87.50	100.0	37.4	0.831	100.0
	70.8	400	53.53	40.1	25.4	0.102	55.4
	45.3	323	22.63	32.0	18.0	0.132	38.7
	33.6	272	11.03	23.8	11.1	0.149	28.7
가	42.2	344	13.45	37.5	14.7	0.297	39.9
	27.4	178	16.71	26.4	14.3	0.121	26.9
	17.5	150	4.22	14.5	6.7	0.029	16.0
	8.9	78	1.93	17.1	3.0	0.218	13.0

: WEFA(1999), World Economic Outlook; IMD(1999), The World Competitiveness Yearbook; <http://www.nua.ie>

: 1998 , 1999 , GDP EC 1998



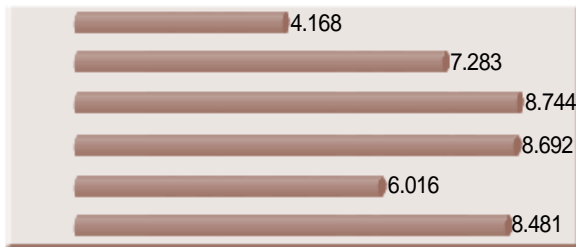
	207.80	274.2	129.10
	86.2	60.5	137.8
	76.7	48.2	133.5
	81.8	62.8	119.7
	63.4	59.6	71.1
	55.7	58.6	50.0
	51.4	53.6	47.1
	48.8	47.3	51.9
	52.1	52.7	51.1
	53.9	61.8	38.1
	100.0	100.04	100.0

: (2000), 99 (1999), (2000. 6), (1999), 99

: 100.00 가



- 가 ( = 10)(1997 )



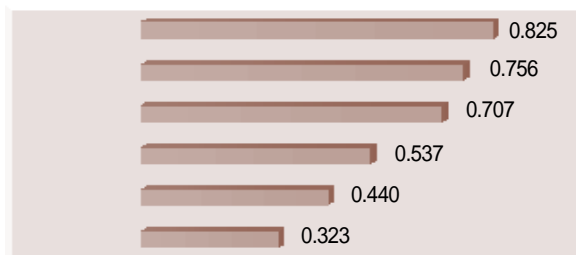
가 ,  
가

/GNP(%)(96 )	1 ( ) (95 )	100 (96 )
5.4	1,385.6	6.0
3.6	1,360.9	5.5
4.8	1,404.2	6.1
6.1	1,594.1	-
5.4	1,009.7	18.2
3.7	370.8	3.1

: IMD, The World Competitive Yearbook 1999; , 「 1998 」 1998; World Economic Forum, The Global Competitive Report 1998; OECD, Human Capital Investment 1998  
: (0 10) IMD가 가



- ( = 1.0)



,

가	가	가	가
1	0.825	23	0.555
3	0.794	26	0.537
4	0.791	31	0.524
6	0.756	38	0.505
8	0.739	41	0.490
13	0.707	51	0.440
18	0.618	63	0.323

: (UNDP), 「 2000. 」  
: (GEM: Gender Empowerment Measure)

가