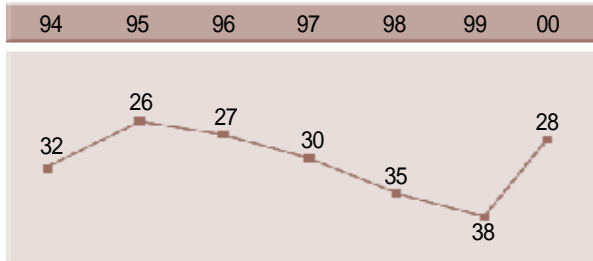


가

- 가



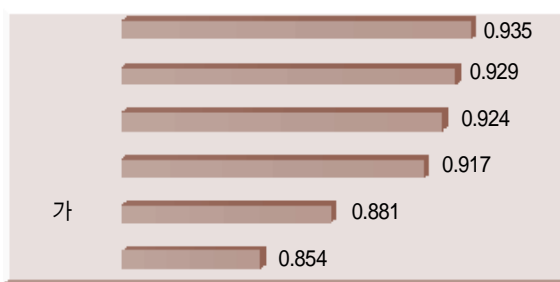
가 99
38 , 2000 28
. 99 GDP가 10.7%
가

	1994	1995	1996	1997	1998	1999	2000
	9	7	4	13	34	43	20
	44	40	43	45	46	40	30
	35	18	33	32	34	37	26
	42	37	40	43	45	41	34
	36	35	34	34	31	30	31
	37	27	28	26	34	42	32
	24	24	25	22	28	28	22
	23	21	21	22	22	31	27

: IMD, The World Competitive Yearbook, 2000

가

- (= 1.0)

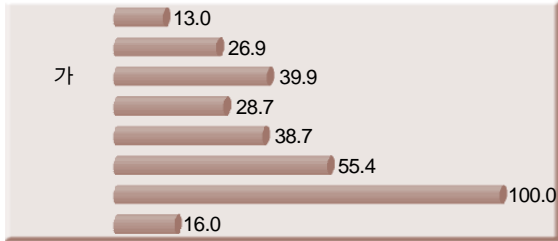


가	가	가	가	
1	0.935	14	0.911	
2	0.934	19	0.903	
3	0.929	21	0.899	
4	0.929	가	24	0.881
7	0.925	26	0.872	
9	0.924	28	0.864	
12	0.917	31	0.854	

: (UNDP), 「 , 2000.
: (HDI: Human Development Index) 가 (,),
가



• (%)




						GDP EC		
						(%)		
	가	100.0	499	87.50	100.0	37.4	0.831	100.0
	가	70.8	400	53.53	40.1	25.4	0.102	55.4
	가	45.3	323	22.63	32.0	18.0	0.132	38.7
	가	33.6	272	11.03	23.8	11.1	0.149	28.7
	가	42.2	344	13.45	37.5	14.7	0.297	39.9
	가	27.4	178	16.71	26.4	14.3	0.121	26.9
	가	17.5	150	4.22	14.5	6.7	0.029	16.0
	가	8.9	78	1.93	17.1	3.0	0.218	13.0

: WEFA(1999), World Economic Outlook; IMD(1999), The World Competitiveness Yearbook; <http://www.nua.ie>

: 1998 , 1999 , GDP EC 1998



• (= 100)



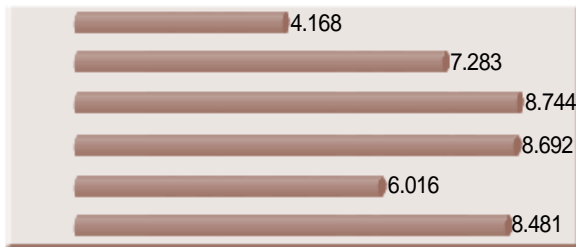
	가	207.80	274.2	129.10
	가	86.2	60.5	137.8
	가	76.7	48.2	133.5
	가	81.8	62.8	119.7
	가	63.4	59.6	71.1
	가	55.7	58.6	50.0
	가	51.4	53.6	47.1
	가	48.8	47.3	51.9
	가	52.1	52.7	51.1
	가	53.9	61.8	38.1
	가	100.0	100.04	100.0

: (2000),^r99 (1999),^r (2000. 6),^r (1999),^r

: 100.00 가 1997



- 가 (= 10)(1997)



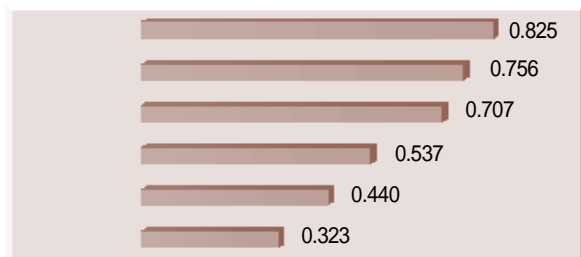
가 , 가

/GNP(%)(96)	1 () (95)	100 (96)
5.4	1,385.6	6.0
3.6	1,360.9	5.5
4.8	1,404.2	6.1
6.1	1,594.1	-
5.4	1,009.7	18.2
3.7	370.8	3.1

: IMD, The World Competitive Yearbook 1999; , 「 1998 」 1998; World Economic Forum, The Global Competitive Report 1998; OECD, Human Capital Investment 1998
: (0 10) IMD가 가



- (= 1.0)



가	가	가	가
1	0.825	23	0.555
3	0.794	26	0.537
4	0.791	31	0.524
6	0.756	38	0.505
8	0.739	41	0.490
13	0.707	51	0.440
18	0.618	63	0.323

: (UNDP), 「 2000. 」
: (GEM: Gender Empowerment Measure)

가