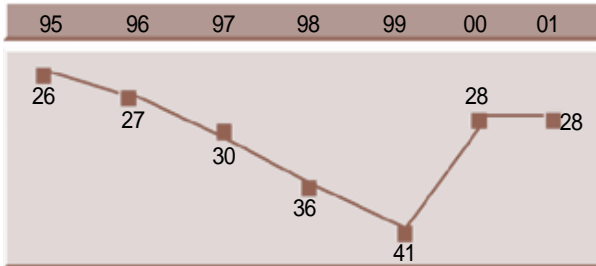


가

- 가



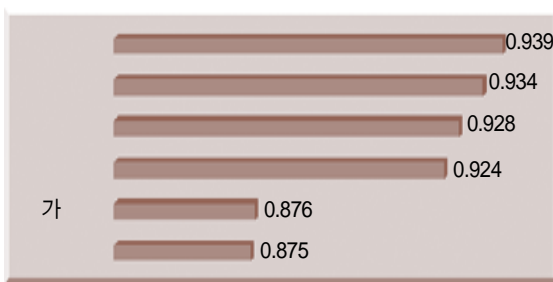
가 99
41 , 2000 28
. 99 GDP가 10.7%
가

	1994	1996	1997	1998	1999	2000	2001
	7	4	21	22	38	13	19
	40	43	45	46	40	30	37
	18	33	38	42	43	33	31
	37	40	43	45	41	34	35
	35	34	32	38	39	28	34
	27	28	28	35	40	27	31
	24	25	22	28	28	27	29
	21	21	22	22	31	27	30

: IMD, The World Competitive Yearbook, 2001

가

- (= 1.0)

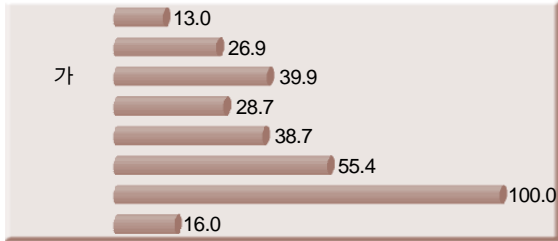


가	가	가	가
1	0.939	17	0.921
2	0.936	20	0.909
3	0.936	21	0.908
4	0.936	가 23	0.881
6	0.934	24	0.880
9	0.928	26	0.876
13	0.924	27	0.875

: (UNDP), 「 , 2001.
: (HDI: Human Development Index) 가 (,),
가



(%)




						GDP EC		
						(%)		
	가	100.0	499	87.50	100.0	37.4	0.831	100.0
	가	70.8	400	53.53	40.1	25.4	0.102	55.4
	가	45.3	323	22.63	32.0	18.0	0.132	38.7
	가	33.6	272	11.03	23.8	11.1	0.149	28.7
	가	42.2	344	13.45	37.5	14.7	0.297	39.9
	가	27.4	178	16.71	26.4	14.3	0.121	26.9
	가	17.5	150	4.22	14.5	6.7	0.029	16.0
	가	8.9	78	1.93	17.1	3.0	0.218	13.0

: WEFA(1999), World Economic Outlook; IMD(1999), The World Competitiveness Yearbook; <http://www.nua.ie>

: 1998 , 1999 , GDP EC 1998



(= 100)



	가	207.80	274.2	129.10
	가	86.2	60.5	137.8
	가	76.7	48.2	133.5
	가	81.8	62.8	119.7
	가	63.4	59.6	71.1
	가	55.7	58.6	50.0
	가	51.4	53.6	47.1
	가	48.8	47.3	51.9
	가	52.1	52.7	51.1
	가	53.9	61.8	38.1
	가	100.0	100.04	100.0


: (2000), 99 (1999), (2000. 6), (1999),

: 99 (1999), (2000. 6), 1997

: 가



- 가 (= 10)(1999)



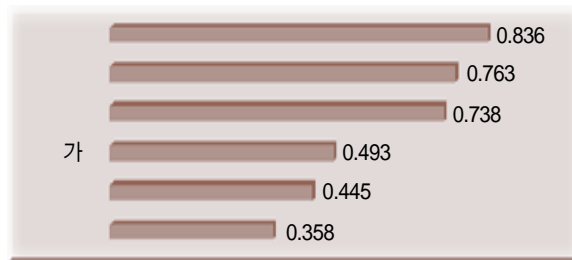
가 ,
가

/GNP(%) (99)	1 () (98)	1 () (98)
7.2	7,764	16.0
3.5	5,890	18.7
4.4	6,209	17.0
6.0	6,605	19.0
4.5	5,230	19.0
3.6	3,544	31.1

: IMD, The World Competitive Yearbook 2001; OECD, Education at a Glance 2001.
: (0 10) IMD가 가



- (= 1.0)



가	가	가	가
1	0.836	24	0.569
3	0.809	29	0.536
5	0.763	31	0.520
9	0.738	35	0.509
10	0.738	41	0.493
13	0.696	49	0.445
16	0.671	61	0.358

: (UNDP), 2001.
: (GEM: Gender Empowerment Measure)