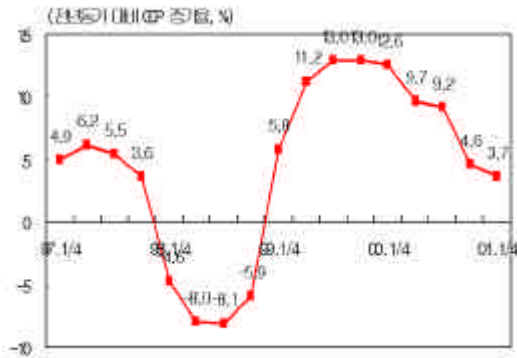


國內總生產 1人當 GNI



2001 가 4.7%

가 .

가 100

가 가

2001

8.8% 4.3%

2000 1 GNI가 9,628 ,

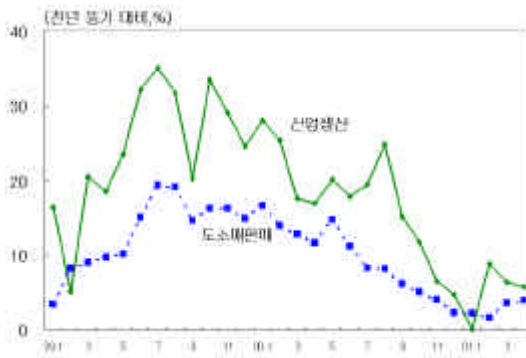
2001 9

8,796

		1997	1998	1999	2000*	2001.Q1*	2001(E)	
()		453.3	444.4	482.7	517.1	113.2	541.3	
		4,766	3,177	4,058	4,576	998.0	4,196	
1	GNI	10,307	6,723	8,551	9,628	2,007.0	8,796	
	GDP	, %	5.0	-6.7	10.9	8.8	3.7	4.3
			3.2	-10.1	9.4	6.2	0.4	4.7
			-8.7	-38.8	36.3	34.3	-7.9	4.8
			2.3	-10.1	-10.3	-4.1	1.4	3.6

: * , (E)

産業活動



4 5.7% 가,

4.0% 가 ,

3.9% 가 ,

-5.7% 가 가

74.6%

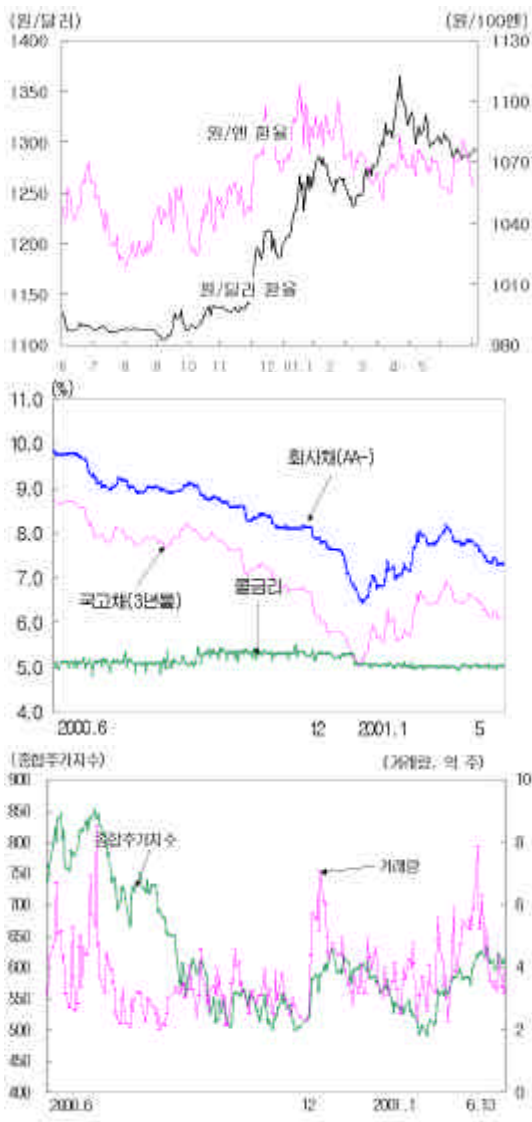
0.2 ,

0.1%

	1999	2000					2001			
		Q1	Q2	Q3	Q4	1	2	3	4	
	24.2	23.4	18.3	19.6	7.4	16.6	0.1	8.8	6.4	5.7
	13.0	14.4	12.4	8.0	3.9	9.8	2.2	1.6	3.6	3.9
	22.6	18.2	8.3	7.0	17.3	11.7	-14.5	2.8	19.9	-11.8
	0.8	75.9	20.4	7.9	-7.0	15.1	-32.1	-14.6	-27.2	0.0
가 (%)	76.6	79.6	79.3	80.4	78.7	78.7	73.9	74.9	74.9	74.6
(,%)	0.33	0.23	0.17	0.24	0.37	0.26	0.32	0.31	0.34	0.28

:

國內 金融 指標

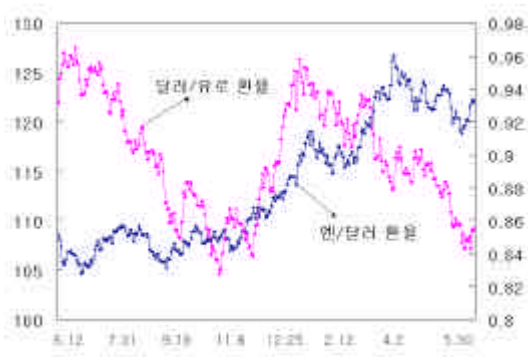


6 / 121- 122 가 1,290 가 가 가 가 가 가 가 가 가

	1999	2000				2001		
		Q1	Q2	Q3	Q4	Q1	6.13	
가 (%)	18.4	23.2	22.3	21.6	14.26	11.40	-	
가 (%)	26.4	27.7	36.3	32.9	24.90	15.30	-	
(%)	(1)	4.84	5.11	5.16	5.03	6.01	5.01	5.04
	CP (91)	7.85	7.28	7.61	7.40	7.13	5.97	5.71
	(3)	9.95	10.01	9.41	9.04	8.13	7.67	7.30
/	1,138.0	1,108.3	1,114.9	1115.0	1265.0	1327.5	1293.1	
가	1,028.1	860.94	821.22	613.22	504.62	523.22	614.05	

: 1) 가 . 99 1 4
 2) , 가

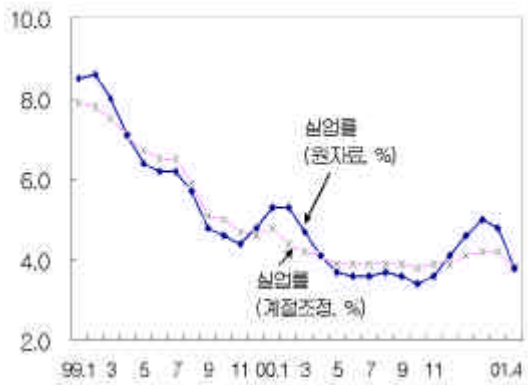
國際 金融 指標



(BOJ) 가
가
ECB 가
가
EMU 가
(: p, %, , ,)

	2000	2001					
		1	2	3	4	5	6.13
Dow Jones 가	10,786.9	10,887.4	10,495.3	9,878.78	10,735.0	10,911.9	10,871.62
(10)	5.12	5.12	4.92	4.88	5.34	5.40	5.27
(30)	5.46	5.51	5.34	5.45	5.79	5.77	5.66
(%)	6.53	5.90	5.49	5.19	4.51	4.05	3.98
LIBOR (3)	6.40	5.42	5.05	4.87	4.34	3.99	3.89
(10)	1.63	1.50	1.35	1.28	1.34	1.25	1.19
/	114.41	116.52	117.35	126.18	123.60	119.13	122.02
/	0.9422	0.9371	0.9238	0.8782	0.8870	0.8570	0.8546
/100	1,093.16	1,093.78	1,071.48	1,064.27	1,067.70	1,073.39	1,060.71

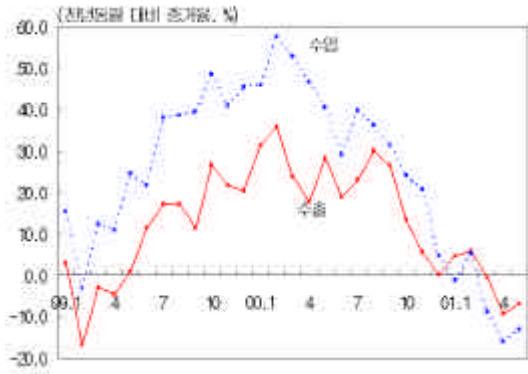
雇傭



2001 4 3 18.7
84.8 , 1.0%p 3.8% 2
13 (9.6%)
(19.8%) 가 (5.2%)
가 가
가
가
OECD
1.0%p 4.0%

	98	99	2000				2001				
			Q1	Q2	Q3	Q4	1	2	3	4	
(%)	6.8	6.3	4.1	5.1	3.8	3.6	3.7	4.6	5.0	4.8	3.8
()	1,461	1,353	889	1,092	840	809	817	982	1,069	1,035	848
()	19,994	20,281	2,1061	20,313	21,268	21,395	21,266	20,286	20,196	2,0728	21,504

對外 去來

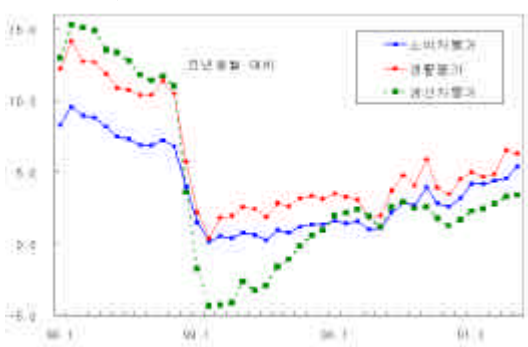


136.3 () 가
 6.9% . 5 , , ,
 , . , , ,
 115.5 13% ,
 99 12 (23) 20.7
 (: 億)

	1996	1997	1998	1999	2000	2001.Q1	4 5
	1,297.2	1,361.6	1,332.2	1,436.9	1,726.2	405.0	259.0
	1,503.4	1,446.2	933.4	1,197.5	1,604.9	380.7	227.7
	- 230.0	- 81.7	405.6	250.0	96.7	31.6	0.6
	- 149.6	- 31.8	416.3	287.2	151.3	35.5	1.4
	- 61.8	- 32.0	6.3	- 10.1	- 40.3	- 5.5	- 0.1
	- 18.1	- 24.5	- 50.5	- 46.6	- 17.1	0.5	- 0.7
	- 0.5	6.7	33.5	19.5	2.8	1.1	0.0
	233.3	13.1	- 39.9	5.8	112.0	- 37.1	- 1.5
가	294.2	88.7	485.1	740.5	962.0	953.3	936.3

1) 2001 4 5 () 4
 2) 가 , 2001 5 .

物價



가 5.4%
 , 가
 . 가
 4.7% , 가
 6.3% (-0.1%) , 가
 3.4% (가
 가가

	99	2000								2001				
		7	8	9	10	11	12		1	2	3	4	5	
가	0.8	2.9	2.7	3.9	2.8	2.6	3.2	2.3	4.2	4.2	4.4	5.3	5.4	
가 ()	-2.1	2.9	2.5	2.5	1.8	1.3	1.7	2.0	2.3	2.4	4.9	3.3	3.4	
가 (%)	2.4	4.8	4.1	5.9	3.9	3.5	4.5	3.6	5.0	4.7	2.8	6.5	6.3	
WTI 가(\$/bbl,)	19.3	27.4	33.1	30.8	32.7	33.8	26.8	28.7	27.4	26.7	28.5	28.5		

< 2001 >

		1999	2000	2001
	(%)	10.9	8.8	4.3
	(%)	9.4	6.2	4.7
	(%)	11.0	7.1	4.5
	(%)	3.7	11.0	4.5
	(%)	-10.3	-4.1	5.0
	(%)	38.0	34.3	3.6
	()	245	110	85
	()	239	118	90
	()	1,437	1,723	1,852
	(가 , %)	(8.6)	(19.9)	(7.5)
	()	1,198	1,605	1,762
	(가 , %)	(28.4)	(34.0)	(9.8)
가	가(, %)	0.8	2.3	3.9
	(, %)*	9.03	6.70	6.5
	/ ()	1,189	1,131	1,290
(, %)		6.3	4.1	4.7

: 1999 2000 .