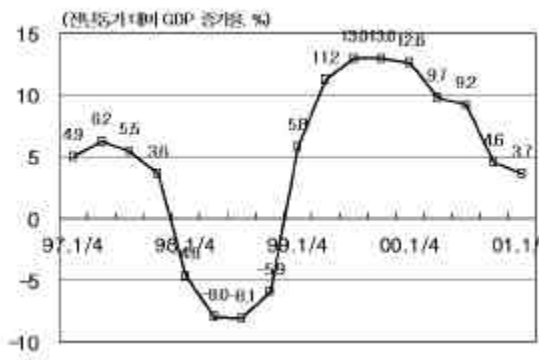


國內總生產 1人當 GNI

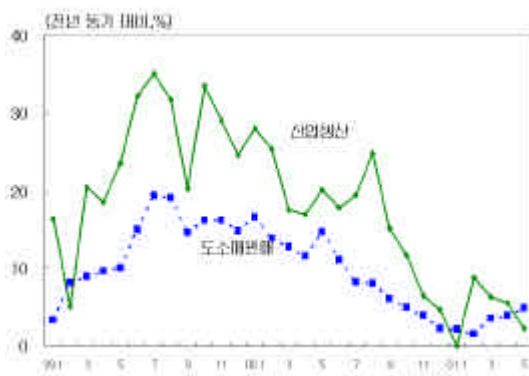


2001
가 4.7% 가
가 100
가 가
2001
4.3%
1 GNP가 9,628 , 2001
9
8,796

		1997	1998	1999	2000*	2001.Q1*	2001(E)	
()		453.3	444.4	482.7	517.1	113.2	541.3	
		4,766	3,177	4,058	4,576	-	4,196	
1	GNI	10,307	6,723	8,551	9,628	-	8,796	
	GDP	, %	5.0	-6.7	10.9	8.8	3.7	4.3
			3.2	-10.1	9.4	6.2	0.4	4.7
			-8.7	-38.8	36.3	34.3	-7.9	4.8
			2.3	-10.1	-10.3	-4.1	14	3.6

: * , (E)

産業活動

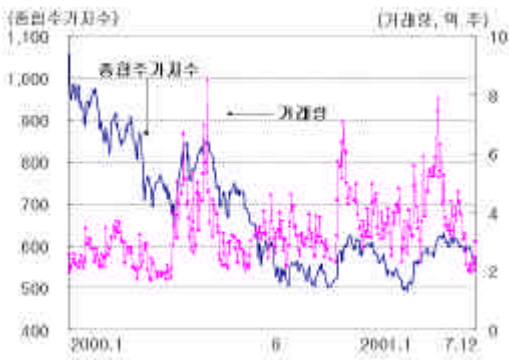
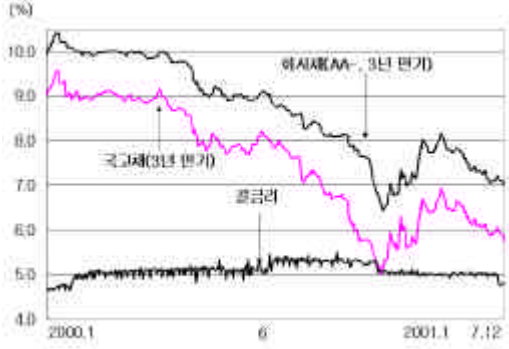
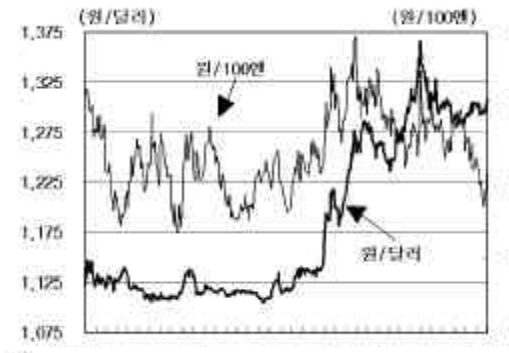


5
2.3% 가 가
4.9% 가
가
,
,
16% 가
가
56%
0.2p

		2000				2001					
		Q1	Q2	Q3	Q4	1	2	3	4	5	
	(%)	23.4	18.3	19.6	7.4	16.6	0.1	8.8	6.4	5.6	2.3
		14.4	12.4	8.0	3.9	9.8	2.2	1.6	3.6	4.0	4.9
		18.2	8.3	7.0	17.3	11.7	-14.5	2.8	19.9	-11.8	3.2
		75.9	20.4	7.9	-7.0	15.1	-32.1	-14.6	-27.2	0.0	16.0
가	(%)	79.6	79.3	80.4	78.7	78.7	73.9	74.9	74.9	74.6	74.7
	(,%)	0.23	0.17	0.24	0.37	0.26	0.32	0.31	0.34	0.28	0.21

:

國內金融指標



2/4 가 / 4
 1,365 , . 6
 / 1,297.50
 (1,327.50) 30 (2.3%
) . / (100) 6 1,040.75
 (1,058.26) 17.5 ()
 1.7%)

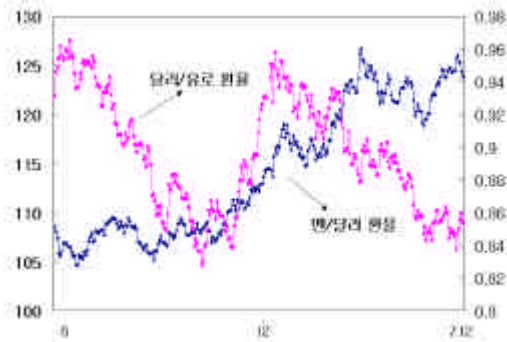
7 가 0.25%p .
 가
 가
 가 가 2

가
 , , 가
 5 6 600
 7
 가
 가

		1999				2000				2001		
		Q1	Q2	Q3	Q4	Q1	Q2	Q3	Q4	Q1	Q2	7.12
가 (%)	M2	6.9	12.0	18.0	18.4	23.2	22.3	21.6	14.26	11.40	-	-
	(1)	4.88	4.85	4.67	4.84	5.11	5.16	5.03	6.01	5.01	5.04	4.79
(%)	CP (91)	6.90	6.40	7.54	7.85	7.28	7.61	7.40	7.13	5.97	5.62	5.46
	(3)	8.10	7.96	9.23	9.95	10.01	9.41	9.04	8.13	7.67	7.10	7.00
/		1,224.7	1,157.6	1,204.0	1,138.0	1,108.3	1,114.9	1,115.0	1,265.0	1,327.5	1,297.5	1,300.7
가		618.98	883.00	969.72	1,028.1	860.94	821.22	613.22	504.62	523.22	595.13	559.95

: 1) 가
 2) , 가

國際 金融 指標



가

125

가

가

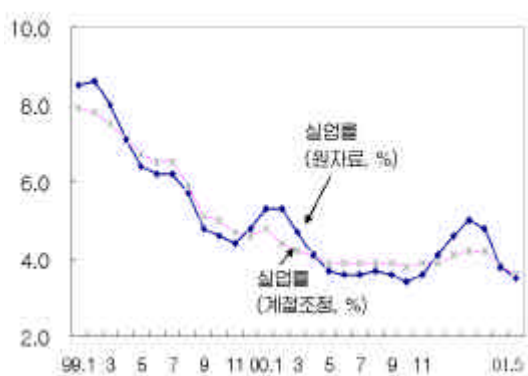
가

가

(: p, %, , ,)

		2000	2001						
			1	2	3	4	5	6	7.12
Dow Jones	가	10,786.9	10,887.4	10,495.3	9,878.78	10,735.0	10,911.9	10,502.4	10478.99
(%)	(10)	5.12	5.12	4.92	4.88	5.34	5.40	5.40	5.24
	(30)	5.46	5.51	5.34	5.45	5.79	5.77	5.75	5.65
		6.53	5.90	5.49	5.19	4.51	4.05	3.86	3.78
	LIBOR(3)	6.40	5.42	5.05	4.87	4.34	3.99	3.84	3.77
	(10)	1.63	1.50	1.35	1.28	1.34	1.25	1.19	1.27
/		114.41	116.52	117.35	126.18	123.60	119.13	124.72	123.85
/		0.9422	0.9371	0.9238	0.8782	0.8870	0.8570	0.8502	0.8537
/100		1,093.16	1,093.78	1,071.48	1,064.27	1,067.70	1,073.39	1,043.51	1052.11

雇傭



2001 5
78 ,

4 6.87
0.3%p 3.5% 3

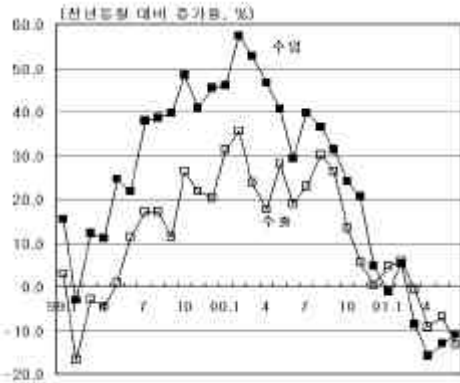
1.1 (-9.0%)

가

0.4%p 3.6%

	99	2000				2001					
			Q1	Q2	Q3	Q4	1	2	3	4	5
(%)	6.3	4.1	5.1	3.8	3.6	3.7	4.6	5.0	4.8	3.8	3.5
()	1,353	889	1,092	840	809	817	982	1,069	1,035	848	780
()	20,281	2,1061	20,313	21,268	21,395	21,266	20,286	20,196	2,0728	21,504	21,779

對外 去來

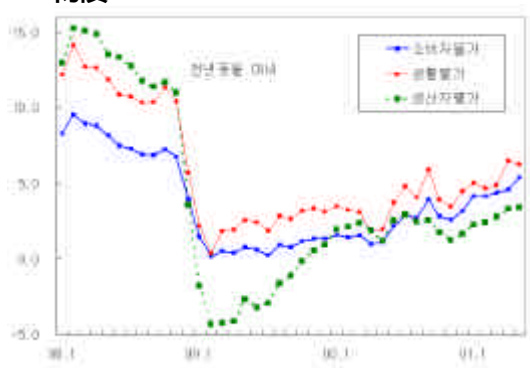


6 .6 132 4
 13.4% .6
 6
 II() 가 ,
 11.1% 117
 14 8500
 (: 億)

	1996	1997	1998	1999	2000	2001.Q1	Q2
수출	1,297.2	1,361.6	1,332.2	1,436.9	1,726.2	405.0	391.0
수입	1,503.4	1,446.2	933.4	1,197.5	1,604.9	380.7	344.9
수출 - 수입	-230.0	-81.7	405.6	250.0	96.7	31.6	28.9
수출 (억 달러)	-149.6	-31.8	416.3	287.2	151.3	35.5	35.4
수입 (억 달러)	-61.8	-32.0	63	-10.1	-40.3	-5.5	-3.7
수출 (억 원)	-18.1	-24.5	-50.5	-46.6	-17.1	0.5	-2.8
수입 (억 원)	-0.5	6.7	33.5	19.5	2.8	1.1	0.0
수출 - 수입 (억 원)	233.3	13.1	-39.9	5.8	112.0	-37.1	-23.7
가	294.2	88.7	485.1	740.5	962.0	953.3	942.6

: 1) 2001 Q2 4 6 , () 5
 2) 가 , 2001 6 .

物價



6 가 5.2%,
 0.3% . 가 가 5.9%
 가 가 가
 . 가 가 가
 5.9% (-0.2%) .
 가 , 가
 가 가

	99	2000						2001					
		8	9	10	11	12	1	2	3	4	5	6	
가	0.8	2.7	3.9	2.8	2.6	3.2	2.3	4.2	4.2	4.4	5.3	5.4	5.2
가 ()	-2.1	2.5	2.5	1.8	1.3	1.7	2.0	2.3	2.4	4.9	3.3	3.4	2.8
가 (%)	2.4	4.1	5.9	3.9	3.5	4.5	3.6	5.0	4.7	2.8	6.5	6.3	5.9
WTI 가(\$/bbl,)	19.3	33.1	30.8	32.7	33.8	26.8	28.7	27.4	26.7	28.5	28.5	26.26	

< 2001 >

		1999	2000	2001
	(%)	10.9	8.8	4.3
	(%)	94	6.2	4.7
	(%)	11.0	7.1	4.5
	(%)	3.7	11.0	4.5
	(%)	-10.3	-4.1	5.0
	(%)	38.0	34.3	3.6
	()	245	110	118
	()	239	118	135
	()	1,437	1,723	1,766
	(가 , %)	(8.6)	(19.9)	(2.5)
	()	1,198	1,605	1,630
	(가 , %)	(28.4)	(34.0)	(1.6)
가	가(, %)	0.8	2.3	3.9
	(, %)*	9.03	6.70	6.5
	/ ()	1,189	1,131	1,290
(, %)		6.3	4.1	4.7

: 1999 2000 .

< 2001

>

		2001 가				
		10.5 (30.5)	24.3 (18.9)	28.7 (48.1)	14.1 (26.5)	- -
		-2.0 (12.6)	2.5 (11.0)	20.0 (66.7)	2.7 (9.5)	- -
		-23.1 (57.6)	15.4 (9.9)	-	2.5 (22.0)	- EU
		-	4.9 (39.0)	2.0 (24.2)	3.0 (34.5)	- II 가
		-3.1 (11.9)	-0.8 (0.6)	- 15.8 (26.9)	- 1.6 (7.6)	- 가,
		2.0 (12)	0.6 (3.9)	1.0 (0.3)	1.4 (2.4)	- 가
		-0.9 (17.6)	-	-	-	- 가

: 1) 2001

() 2000

2)