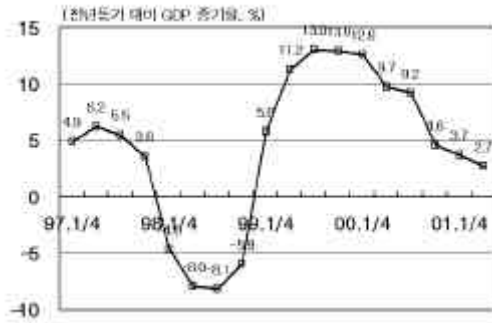


國內總生產 1人當 GNI

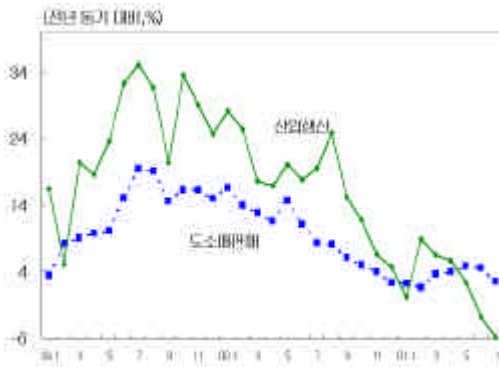


2001  
가 3.0% 가  
100 가  
2001 8.8% 3.8%  
2000 1 GNI가 9,628  
, 2001 8,730 9

		1997	1998	1999	2000*	2001(E)	2002(E)
( )		453.3	444.4	482.7	517.1	536.1	561.3
		4,766	3,177	4,058	4,576	4,117	4,310
1	GNI	10,307	6,723	8,551	9,628	8,730	9,600 9,700
	GDP	5.0	-6.7	10.9	8.8	3.8	4.7
		3.2	-10.1	9.4	6.2	3.0	4.0
	, %	-8.7	-38.8	36.3	34.3	-6.4	5.5
		2.3	-10.1	-10.3	-4.1	3.2	6.0

: \* , (E)

産業活動



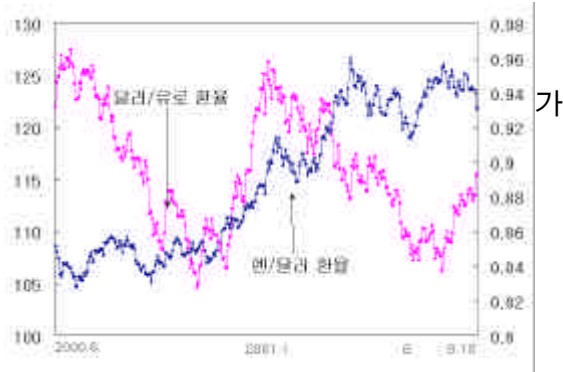
7  
가 710  
83.2%  
89.0% 가  
2.5% 가 가  
10.3% 11.8%  
가 11.9%

		1998	1999	2000				2001				
				Q1	Q2	Q3	Q4	Q1	Q2	6	7	
	(%)	-6.5	24.2	23.6	18.4	19.8	7.6	16.8	5.0	1.7	-2.8	-5.9
		-12.7	13.0	15.1	13.3	8.0	3.9	9.8	2.5	4.3	4.5	2.5
		-31.0	30.9	15.6	8.0	7.0	17.3	11.7	3.7	-2.8	0.7	-11.8
		-42.6	0.8	70.9	15.9	7.9	-7.0	15.1	-25.3	1.7	-8.3	11.9
가	(%)	68.0	76.5	79.4	78.8	79.9	75.0	78.3	74.7	74.6	74.1	71.0
( , %)		0.38	0.33	0.23	0.17	0.28	0.37	0.26	0.32	0.23	0.21	0.24

:



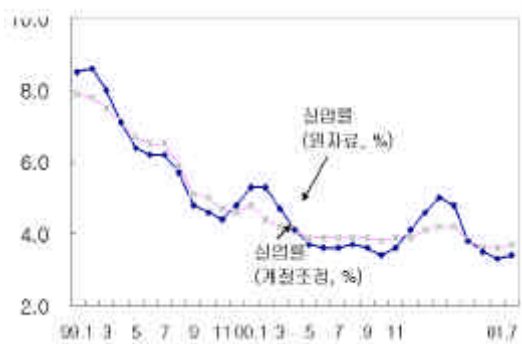
國際 金融 指標



가  
가  
9  
2/4  
美  
( : p, %, , , )

	1999	2000	2001			
			Q1	Q2	7	8.31
Dow Jones 가	11,497.1	10,786.9	9,878.78	10,502.4	10,522.8	9,949.8
(10 )	6.45	5.12	4.88	5.40	5.06	4.83
(30 )	6.49	5.46	5.45	5.75	5.53	5.37
(%)	4.880	6.53	5.19	3.86	3.79	3.58
LIBOR(3 )	6.00125	6.40	4.87	3.84	3.67	3.46
(10 )	1.65	1.63	1.28	1.19	1.34	1.41
/	102.23	114.41	126.18	124.72	125.09	118.76
/	1.0098	0.9422	0.8782	0.8502	0.8756	0.9074
/100	1,121.84	1,093.16	1,064.27	1,043.51	1,039.46	1,078.85

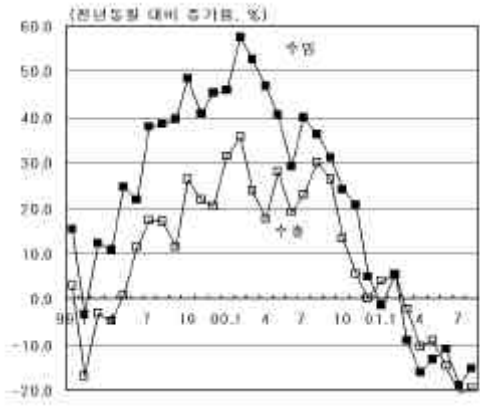
雇傭



2001 7  
76  
0.1%p 가 3.4%  
30 가 . 20  
50 30 , 60

	2000				2001				2002(E)	
	Q1	Q2	Q3	Q4	Q1	Q2	7	(E)		
(%)	5.1	3.8	3.6	3.7	4.1	4.8	3.5	3.4	3.8	3.1
( )	1,092	840	809	817	889	1,029	791	760	886	742
( )	20,313	21,268	21,395	21,266	2,1061	20,401	21,677	21,760	21,635	23,202

對外 去來



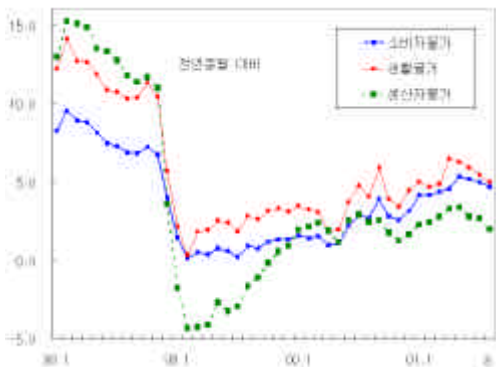
8 119.2 19.4%  
 , 7 (114.9 ) 43 가 가  
 7 8  
 가 . 114.2  
 15.1% . 8 5.0  
 , 8 69.4 ( )  
 7.7 ) . 가  
 가 가

( : 億 )

	1998	1999	2000	2001.	7	8	2001(E)	2002(E)
	1,332.2	1,436.9	1,726.2	786.7	115.7	119	1,653	1,752
	933.4	1,197.5	1,604.9	725.1	111.1	114	1,530	1,600
	405.6	250.0	96.7	68.6	5.1*	-	102	162
	416.3	287.2	151.3	86.6	9.3*	-	-	-
	6.3	- 10.1	-40.3	- 13.3	-5.1*	-	-	-
	-50.5	-46.6	- 17.1	-4.9	1.2*	-	-	-
	33.5	19.5	2.8	0.1	-0.2*	-	-	-
	-39.9	5.8	112.0	-73.6	8.3*	-	-	-
가	485.1	740.5	962.0	942.6	970.6	990.2	-	-

: 1) 가 2) \*

物價



8 가  
 5.0% 4.7%  
 0.2% 0.5% . 1 8  
 4.8%, 3.5%  
 가 5.5% 5.0%  
 . 가 0.6% 가  
 가 가 가  
 2.7% 2.0%  
 0.4%

	2000								2001				2001(E)	2002(E)
	5	6	7	8	9	10	11	12	Q1	Q2	7	8		
가	1.1	2.2	2.9	2.7	3.9	2.8	2.6	2.3	4.2	5.3	5.0	4.7	4.1	3.8
가	1.2	2.6	2.9	2.5	2.5	1.8	1.3	2.0	2.5	3.2	2.7	2.0	-	-
가	2.0	3.7	4.8	4.1	5.9	3.9	3.5	3.6	4.8	6.2	5.5	5.0	-	-
WTI 가(\$/bbl, )	30.4	32.5	27.4	33.1	30.8	32.7	33.8	26.8	28.6	27.4	26.4	27.2	-	-

< 2002 >

		1999	2000	2001	2002
	(%)	10.9	8.8	3.8	4.7
1	GNI( )	8,551	9,628	8,730	9,600 9,700
	(%)	9.1	6.2	3.0	4.0
	(%)	10.6	7.1	3.1	4.3
	(%)	3.7	11.0	-1.4	5.8
	(%)	-10.3	-4.1	3.2	6.0
	(%)	36.3	34.3	-6.4	5.5
	( )	245	110	102	162
	( )	239	118	123	152
	( )	1,437	1,723	1,653	1,752
	가 (%)	(8.6)	(19.9)	(-4.0)	(5.9)
	( )	1,198	1,605	1,530	1,600
	가 (%)	(28.4)	(34.0)	(-4.7)	(4.6)
가	가( , %)	0.8	2.3	4.1	3.8
	( , %)	9.0	6.7	6.5	6.9
	/ ( , )	1,189	1,130	1,290	1,245
	( , %)	6.3	4.1	3.8	3.1