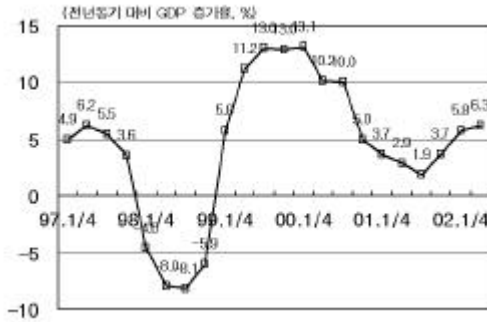


## 經濟 指標

---

- ❖ 國內總生產 1人當 GNI
  - ❖ 產業 活動
  - ❖ 國內 金融 指標
  - ❖ 國際 金融 指標
  - ❖ 僱傭
  - ❖ 對外 去來
  - ❖ 物價
  - ❖ 2002年 巨視 經濟 展望
-

國內總生産 1人當 GNI

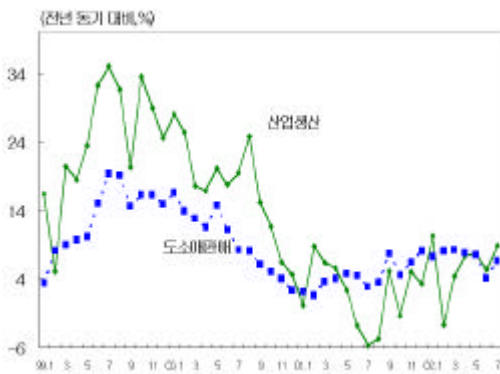


가  
2002  
6.2%  
가

		1996	1997	1998	1999	2000	2001	2002(E)	
( )		418.5	453.3	444.4	482.7	522.0	545.0	599.0	
		5,200	4,766	3,177	4,058	4,617	4,222	4,773	
1	GNI	11,380	10,307	6,744	8,595	9,770	8,900	9,500	
	GDP	, %	6.8	5.0	-6.7	10.9	9.3	3.0	6.2
			7.2	3.2	-10.1	9.4	6.7	3.7	6.5
			9.1	-8.7	-38.8	36.3	35.3	-9.8	6.9
			6.1	2.3	-10.1	-10.3	-4.1	5.8	7.4

: (E)

産業活動

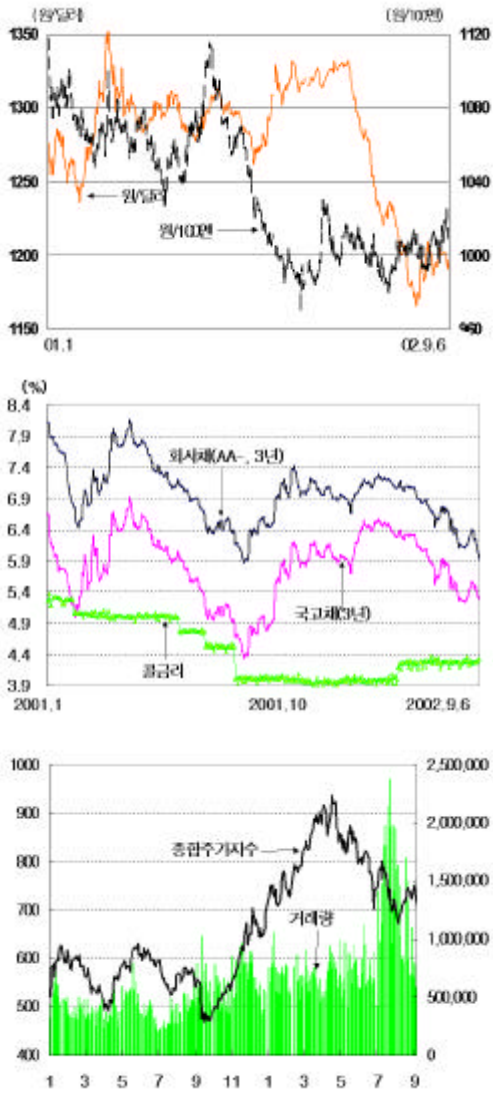


7  
8.9% 가  
가  
6.6% 가  
가  
2.6% 가  
가  
가  
75.2% 6  
-13.5%


		1999	2000	2001				2002			
				Q1	Q2	Q3	Q4		Q1	Q2	7
	(%)	24.2	16.8	5.0	1.7	-1.8	2.3	1.8	3.9	6.8	8.9
		13.0	9.8	2.5	4.4	4.9	6.5	4.6	8.0	6.4	6.6
		30.9	11.7	3.7	-2.8	-5.7	-7.1	-1.0	33.3	9.3	13.3
		0.8	15.1	-25.3	1.7	17.0	60.1	14.4	85.6	8.8	2.6
가	(%)	76.5	78.3	74.7	74.6	72.2	72.4	73.2	76.8	75.8	75.2
	(, %)	0.33	0.26	0.33	0.23	0.20	0.17	0.23	0.08	0.06	0.06

:

國內 金融 指標



美 加 金 融 指 標

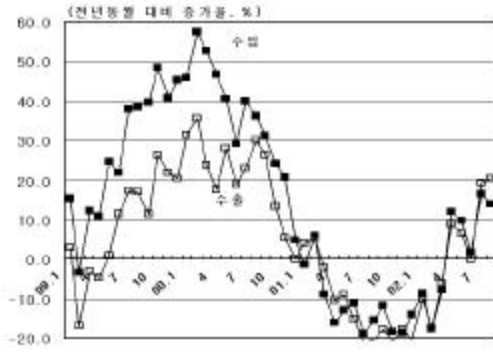


	2000	2001				2002					
		Q1	Q2	Q3	Q4	Q1	Q2	7	8	9.6	
가 (%)	20.0	11.40	9.60	7.2	14.0	15.0	17.0	14.9p	-	-	
가 (%)	M2	30.3	18.20	12.50	12.40	13.4	14.5	14.7	12.6p	-	
(%)	(1 )	6.01	5.01	5.04	3.97	4.01	3.99	4.35	4.27	4.27	4.32
	CP (91 )	7.13	5.97	5.62	4.62	5.01	4.98	5.03	4.95	4.89	4.84
	(3 )	8.13	7.67	7.10	5.95	7.04	7.07	6.59	6.42	6.23	5.94
/		1,265.0	1,327.5	1,297.5	1,309.6	1,312.9	1,325.9	1,201.3	1,188.0	1,201.9	1,196.8
가		504.62	523.22	595.13	479.68	693.70	895.58	742.72	717.99	736.40	708.73

: 1) 가 2) , 가 .



對外 去來

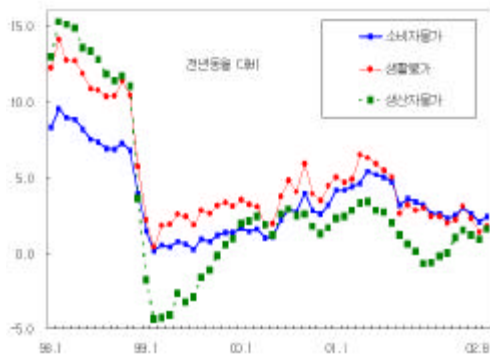


8  
129.0  
141.6  
20.4%,  
13.8% 가  
가  
가  
가

( : 億 )

	1999	2000	2001	2002.Q1	2002.Q2	7	8	2002(E)
	1,436.9	1,722.7	1,504.4	356.7	403.0	135.0	141.6	1,640
	1,197.5	1,604.9	1,411.0	337.2	371.6	129.5	129.0	1,561
	244.8	122.4	86.2	17.1	18.1	0.3	-	60
	283.7	168.7	133.9	32.7	44.0	9.3	-	-
	-6.5	-28.9	-35.3	-14.3	-15.0	-8.3	-	-
	-51.6	-24.2	-8.9	-0.2	-7.5	2.5	-	-
	19.2	6.8	-3.6	-1.0	-3.3	-3.3	-	-
가	20.4	121.1	-35.8	9.1	-2.0	29.4	-	-
가	740.5	962.0	1,028.2	1,060.9	1,076.6	1,155.0	1,165.4	-

物價



8  
가  
가  
2.4% ) 가  
1.8% 가  
가  
가  
0.7% ( 0.9%,  
가  
가  
가

	2000	2001			2002					2002(E)
		Q3	Q4		Q1	Q2	6	7	8	
가	2.3	4.2	3.4	4.1	2.5	2.7	2.6	2.1	2.4	3.5
가 ( )	2.0	2.0	0.0	1.9	-0.3	1.1	1.2	0.9	1.6	-
가 (%)	3.7	5.3	3.4	5.1	2.2	2.6	2.3	1.4	1.8	-
WTI 가(\$/bbl, )	26.8	23.4	20.4	20.4	26.3	26.9	26.9	27.0	29.0	-

		1997	1998	1999	2000	2001(p)	2002(e)
	(%)	5.0	-6.7	10.9	9.3	3.0	6.2
1	GNI(\$)	10,315	6,744	8,595	9,770	8,900	9,500
	(%)	3.2	-10.1	9.4	6.7	3.7	6.5
	(%)	3.5	-11.7	11.0	7.9	4.2	6.7
	(%)	-2.2	-21.2	3.7	11.4	-1.7	7.0
	(%)	2.3	-10.1	-10.3	-4.1	5.8	6.9
	(%)	-8.7	-38.8	36.3	35.3	-9.8	7.4
	( \$ )	-81.7	404	245	122	86	60
	( \$ )	-84	390	239	118	95	79
	( \$ )	1,362	1,323	1,437	1,723	1,504	1,640
	가 (%)	(5.0)	(-2.8)	(8.6)	(19.9)	(-12.7)	(9.0)
	( \$ )	1,446	933	1,198	1,605	1,411	1,561
	가 (%)	(-3.8)	(-35.5)	(28.4)	(34.0)	(-12.1)	(10.6)
	가( , %)	4.4	7.5	0.8	2.3	4.1	3.5
	/\$ ( , )	951	1,399	1,190	1,131	1,291	1,210 1,230
	( , )	1,695.0	12,04.0	1,138.0	1,264.5	1,313.5	1,160 1,180
	(%)	2.6	6.8	6.3	4.1	3.7	3.1