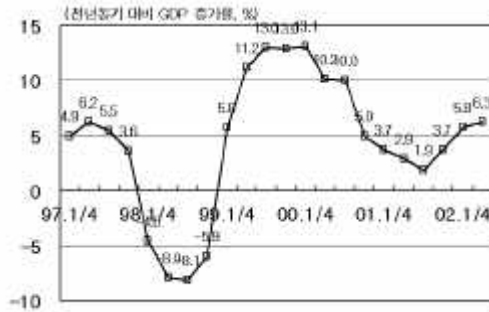


經濟 指標

- ❖ 國內總生產 1人當 GNI
 - ❖ 產業 活動
 - ❖ 國內 金融 指標
 - ❖ 國際 金融 指標
 - ❖ 僱傭
 - ❖ 對外 去來
 - ❖ 物價
 - ❖ 2002年 巨視 經濟 展望
-

國內總生產 1人當 GNI

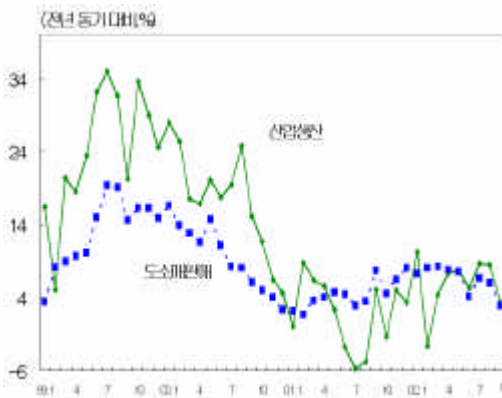


3/4 가 , 2002 가 , 4/4 가 , 가

		1997	1998	1999	2000	2001	2002(E)	2003(E)
()		453.3	444.4	482.7	522.0	545.0	595.0	650.0
		4,766	3,177	4,058	4,617	4,222	4,878	5,417
1	GNI	10,307	6,744	8,595	9,770	8,900	9,500	10,100 10,300
	GDP	5.0	-6.7	10.9	9.3	3.0	6.2	5.7
		3.2	-10.1	9.4	6.7	3.7	6.5	5.8
	, %	-8.7	-38.8	36.3	35.3	-9.8	7.4	12.0
		2.3	-10.1	-10.3	-4.1	5.8	6.9	4.7

: (E)

産業活動

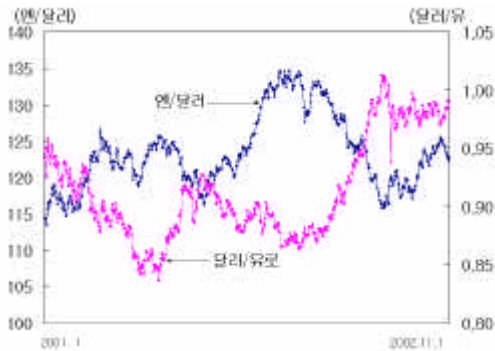


9 가 , 3.4% 가 , 2.9% 가 , 2.8% 가 , -18.0% 가 , 74.6% 8 -10.8%

		1999	2000	2001				2002				
				Q1	Q2	Q3	Q4		Q1	Q2	Q3	9
		24.2	16.8	5.0	1.7	-1.8	2.3	1.8	3.9	6.8	6.7	3.4
		13.0	9.8	2.5	4.4	4.9	6.5	4.6	8.0	6.4	5.1	2.9
		30.9	11.7	3.7	-2.8	-5.7	-7.1	-1.0	33.3	9.3	20.7	5.6
	(%)	0.8	15.1	-25.3	1.7	17.0	60.1	14.4	85.6	8.8	10.2	-18.0
가 (%)	76.5	78.3	74.7	74.6	72.2	72.4	73.2	76.8	75.8	75.6	74.6	
(, %)	0.33	0.26	0.33	0.23	0.20	0.17	0.23	0.08	0.06	0.06	0.05	

:

國際金融指標

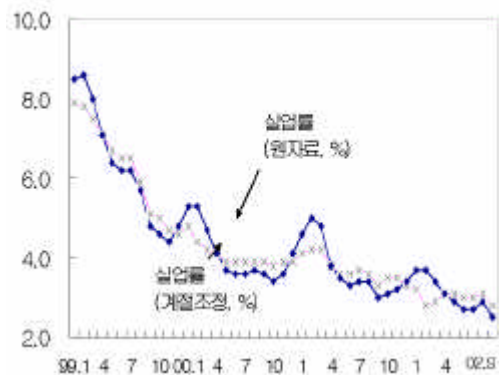


美 가 가 , 日 가 가
美 가 가 , 美 가 가
美 가 가 , 美 가 가

(: p, %, , ,)

	2000	2001				2002			
		Q1	Q2	Q3	Q4	Q1	Q2	Q3	11.1
Dow Jones 가	10,786.9	9,878.78	10,502.4	8,847.56	10,021.5	10,403.9	9243.3	7591.9	8517.6
(10)	5.12	4.88	5.40	5.03	5.03	5.40	4.81	3.60	3.99
(30)	5.46	5.45	5.75	5.42	5.47	5.80	5.51	4.68	5.03
(%)	6.53	5.19	3.86	3.08	1.54	1.69	1.81	1.78	1.82
LIBOR3)	6.40	4.87	3.84	2.59	1.88	2.03	1.86	1.79	1.66
(10)	1.63	1.28	1.19	1.41	1.37	1.40	1.32	1.19	0.99
/	114.41	126.18	124.72	119.42	131.64	132.78	119.59	121.70	122.19
/	0.9422	0.8782	0.8502	0.9108	0.8896	0.8716	0.9916	0.9879	0.9964
/100	1,093.16	1,064.27	1,043.51	1,090.98	1,009.40	999.40	1007.57	998.37	999.92

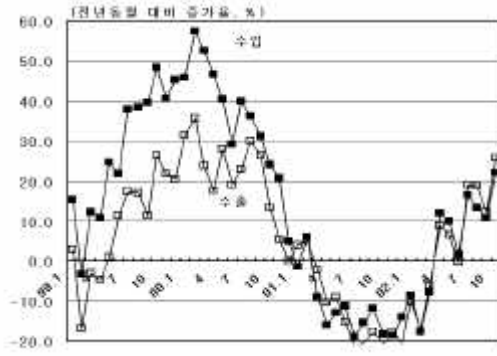
雇傭



9 8 5,000 (-12.9%)
11 1,000 (-16.2%)
2.5% (
2.8%).
60
가 28 (1.3%) 가.
2 1,000
7 . OECD 59
8,000 , 2.6% 10 3,000 , 0.5%p

	2000	2001				2002				2002(E)	
		Q1	Q2	Q3	Q4	Q1	Q2	8	9		
(%)	4.1	4.8	3.5	3.3	3.0	3.7	3.6	3.0	2.9	2.5	3.1
()	889	1,029	791	755	725	819	797	660	658	573	770
()	21,061	20,401	21,677	21,697	21,673	21,362	21,216	22,186	21,939	22,219	22,563

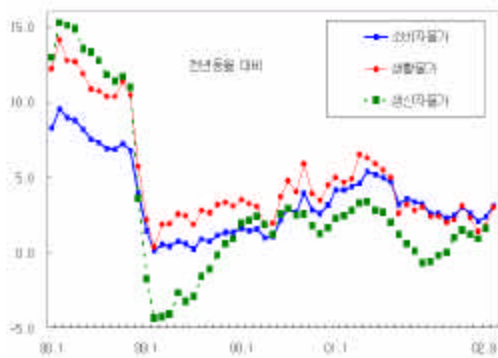
對外 去來



10 152.2 25.9%,
 139.0 20.8% 가
 , 13.2
 가 가 9
 가 가
 가
 ,
 (: 億)

	2000	2001	2002. Q1	2002. Q2	2002. Q3	10	2002(E)	2003(E)
가	1,722.7	1,504.4	356.7	402.8	415.0	152.2	1,640	1,750
가	1,604.9	1,411.0	337.2	371.7	387.7	139.0	1,561	1,720
가	122.4	86.2	17.1	18.1	6.0	-	60	0 9
가	168.7	133.9	32.7	44.0	30.1	-	-	-
가	-28.9	-35.3	-14.3	-15.0	-25.2	-	-	-
가	-24.2	-8.9	-0.2	-7.5	6.6	-	-	-
가	6.8	-3.6	-1.0	-3.3	-5.4	-	-	-
가	121.1	-35.8	9.1	-2.0	24.8	-	-	-
가	962.0	1,028.2	1,060.9	1,076.6	1,166.9	1,170.0	-	-

物價



10 8, 9 , , 가
 , 가 , 가
 0.3% (2.8%). 가
 , 0.7% , 가
 , 가
 가 , 11 가
 , 가

	2000	2001			2002					2002(E)
		Q3	Q4		Q1	Q2	8	9	10	
가	2.3	4.2	3.4	4.1	2.5	2.7	2.4	3.1	2.8	3.0
가 ()	2.0	2.0	0.0	1.9	-0.3	1.1	1.6	2.2	-	-
가 (%)	3.7	5.3	3.4	5.1	2.2	2.6	1.8	3.0	2.2	-
WTI 가(\$/bbl,)	26.8	23.4	20.4	20.4	26.3	26.9	29.0	30.5	27.2	-

		1997	1998	1999	2000	2001(p)	2002(e)	2003(e)
	(%)	5.0	-6.7	10.9	9.3	3.0	6.2	5.7
1	GNI(\$)	10,315	6,744	8,595	9,770	8,900	9,500	10,100 10,300
	(%)	3.2	-10.1	9.4	6.7	3.7	6.5	5.8
	(%)	3.5	-11.7	11.0	7.9	4.2	6.7	5.9
	(%)	-2.2	-21.2	3.7	11.4	-1.7	7.0	8.1
	(%)	2.3	-10.1	-10.3	-4.1	5.8	6.9	4.7
	(%)	-8.7	-38.8	36.3	35.3	-9.8	7.4	12.0
()	(\$)	-81.7	404	245	122	86	60	0 9
	(\$)	-84	390	239	118	95	79	30
	(\$)	1,362	1,323	1,437	1,723	1,504	1,640	1,750
	가 (%)	(5.0)	(-2.8)	(8.6)	(19.9)	(-12.7)	(9.0)	(6.7)
	(\$)	1,446	933	1,198	1,605	1,411	1,561	1,720
	가 (%)	(-3.8)	(-35.5)	(28.4)	(34.0)	(-12.1)	(10.6)	(10.2)
	가(,%)	4.4	7.5	0.8	2.3	4.1	3.0	3.5
	/ \$ (,)	951	1,399	1,190	1,131	1,291	1,210 1,230	1,190 1,210
	(,)	1,695.0	12,04.0	1,138.0	1,264.5	1,313.5	1,160 1,180	
	(%)	2.6	6.8	6.3	4.1	3.7	3.1	2.9