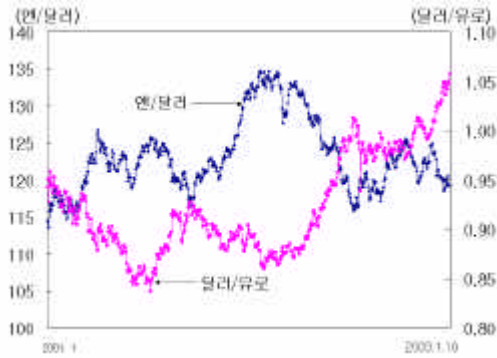


經濟 指標

- ✦ 國內總生產 1人當 GNI
 - ✦ 產業 活動
 - ✦ 國內 金融 指標
 - ✦ 國際 金融 指標
 - ✦ 僱傭
 - ✦ 對外 去來
 - ✦ 物價
 - ✦ 2003年 巨視 經濟 展望
-

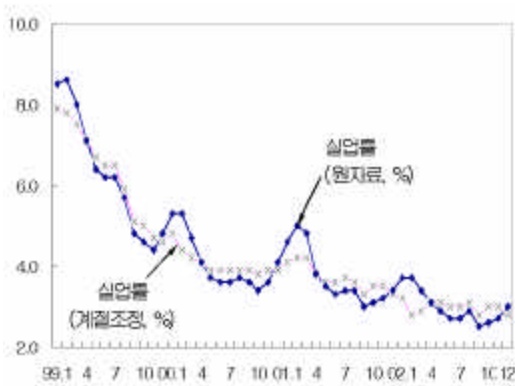
國際金融指標



가
 , 美 가 강 , 美
 , 北 NPT
 가 가
 가 가
 가 가
 (: p, %, , ,)

	2001				2002				2003
	Q1	Q2	Q3	Q4	Q1	Q2	Q3	Q4	1.10
Dow Jones 가	9,878.78	10,502.4	8,847.56	10,021.5	10,403.9	9243.3	7591.9	8341.6	8784.9
(10)	4.88	5.40	5.03	5.03	5.40	4.81	3.60	3.81	4.14
(30)	5.45	5.75	5.42	5.47	5.80	5.51	4.68	4.76	5.05
(%)	5.19	3.86	3.08	1.54	1.69	1.81	1.78	1.23	1.29
LIBOR(3)	4.87	3.84	2.59	1.88	2.03	1.86	1.79	1.38	1.38
(10)	1.28	1.19	1.41	1.37	1.40	1.32	1.19	0.91	0.88
/	126.18	124.72	119.42	131.64	132.78	119.59	121.70	118.79	119.29
/	0.8782	0.8502	0.9108	0.8896	0.8716	0.9916	0.9879	1.0494	1.0575
/100	1,064.27	1,043.51	1,090.98	1,009.40	999.40	1007.57	998.37	1012.87	988.31

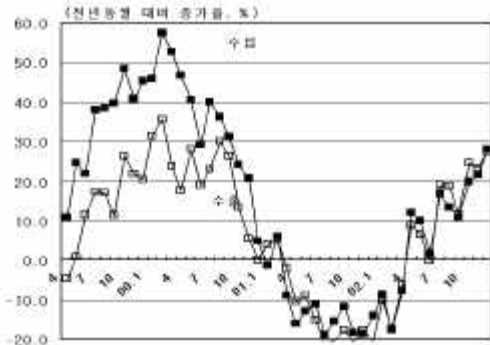
雇傭



12 4 9,000 (8.0%) 가
 66 4,000 , 0.3%p 3.0%
 . 2,169 6,000 37
 (- 1.7%) . 10 3
 가
 가 . 2002
 67 6,000 14 3,000
 (- 17.5%) , 3.0%
 0.7%p . 2003 가
 3%

	2001	2002					2003(E)
		Q1	Q2	Q3	Q4		
(%)	3.7	3.6	3.0	2.7	2.8	3.0	2.9
()	819	797	660	619	628	676	660
()	21,362	21,216	22,186	22,134	22,001	21,884	22,100

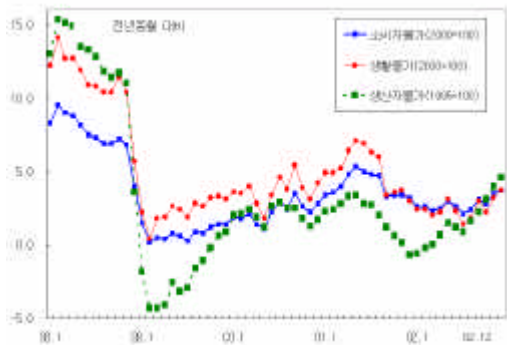
對外 去來



12 151.7 27.4%,
 144.7 28.0% 가
 , 70.4 가
 8.2% 가 1,628.2 ,
 7.7% 가 1,520.2 , 2003
 108 가
 가
 (: 億)

	2001	2002. Q1	2002. Q2	2002. Q3	2002.Q4	2002(P)	2003(E)
	1,504.4	356.7	402.6	414.3	454.8	1,628.2	1,750
	1,411.0	337.3	371.7	387.8	423.1	1,520.2	1,720
	86.2	17.1	17.9	5.8	-	-	0.9
	133.9	32.7	43.7	29.9	-	-	-
	-35.3	-14.3	-15.0	-25.2	-	-	-
	-8.9	-0.2	-7.5	6.6	-	-	-
	-3.6	-1.0	-3.3	-5.4	-	-	-
	-35.8	9.1	-2.0	24.8	-	-	-
가	1,028.2	1,060.9	1,076.6	1,166.9	1,214.1	1,214.1	-

物價



12 가 , , ,
 0.5%
 (3.7%) 가
 0.6% (3.7%) ,
 0.4% (3.1%) ,
 가 2.7%

	2000	2001	2002				2003(E)	
			Q1	Q2	Q3	Q4		
가	2.3	4.1	2.5	2.7	2.5	3.3	2.7	3.5
가 ()	2.0	1.9	-0.3	1.1	1.6	3.9	1.6	-
가 (%)	3.7	5.1	2.3	2.5	2.1	3.0	2.5	-
WTI 가(\$/bbl,)	26.8	20.4	26.3	26.9	30.5	31.2	31.2	-

		1997	1998	1999	2000	2001(p)	2002(e)	2003(e)
	(%)	5.0	-6.7	10.9	9.3	3.0	6.2	5.7
	1 GNI(\$)	10,315	6,744	8,595	9,770	8,900	9,500	10,100 10,300
	(%)	3.2	-10.1	9.4	6.7	3.7	6.5	5.8
	(%)	3.5	-11.7	11.0	7.9	4.2	6.7	5.9
	(%)	-2.2	-21.2	3.7	11.4	-1.7	7.0	8.1
	(%)	2.3	-10.1	-10.3	-4.1	5.8	6.9	4.7
	(%)	-8.7	-38.8	36.3	35.3	-9.8	7.4	12.0
()	(\$)	-81.7	404	245	122	86	60	0 9
	(\$)	-84	390	239	118	93	108	30
	(\$)	1,362	1,323	1,437	1,723	1,504	1,628	1,750
	가 (%)	(5.0)	(-2.8)	(8.6)	(19.9)	(-12.7)	(8.2)	(6.7)
	(\$)	1,446	933	1,198	1,605	1,411	1,520	1,720
	가 (%)	(-3.8)	(-35.5)	(28.4)	(34.0)	(-12.1)	(7.7)	(10.2)
	가(,%)	4.4	7.5	0.8	2.3	4.1	2.7	3.5
	/\$ (,)	951	1,399	1,190	1,131	1,291	1250.38	1,170 1,190
	(,)	1,695.0	12,04.0	1,138.0	1,264.5	1,313.5	1186.20	
	(%)	2.6	6.8	6.3	4.1	3.7	3.1	2.9