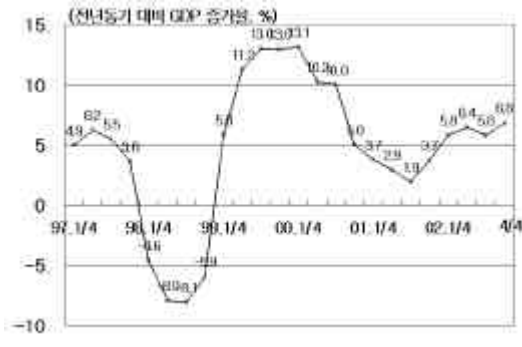


經濟 指標

- ✦ 國內總生產 1人當 GNI
 - ✦ 產業 活動
 - ✦ 國內 金融 指標
 - ✦ 國際 金融 指標
 - ✦ 僱傭
 - ✦ 對外 去來
 - ✦ 物價
 - ✦ 2003年 巨視 經濟 展望
-

國內總生産 1人當 GNI



가 2002
6.3%

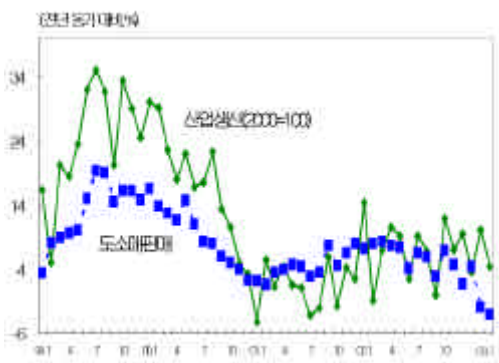
2003
가
4%

가

		1997	1998	1999	2000	2001	2002(P)	2003(E)	
()		453.3	444.4	482.7	522.0	545.0	596.0	640.0	
		4,766	3,177	4,058	4,617	4,222	4,878	5,273	
1	GNI	10,307	6,744	8,595	9,770	8,900	10,013	10,200 10,400	
	, %	GDP	5.0	-6.7	10.9	9.3	3.0	6.3	4.2
			3.2	-10.1	9.4	6.7	3.7	6.2	3.5
			-8.7	-38.8	36.3	35.3	-9.8	6.8	6.5
			2.3	-10.1	-10.3	-4.1	5.8	6.0	3.6

: (P) , (E)

産業活動

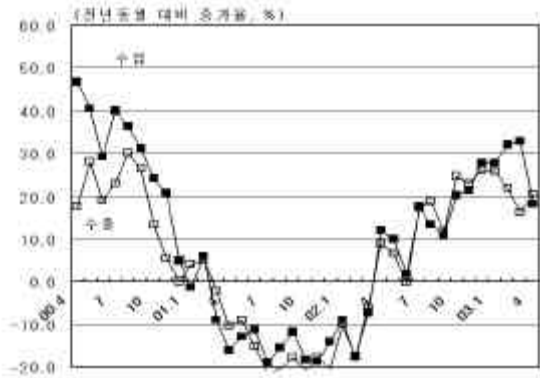


3 가 10.2% 4.5% 가
3.0% 가
36.6% . 3 가
90.4% 45.7% 가

		1999	2000	2001	2002			2003			
					10	11	12	1	2	3	
가 (%)		24.2	16.8	13	7.3	11.9	7.2	9.5	3.6	10.2	4.5
		13.0	9.8	4.6	6.0	7.0	4.8	1.8	4.5	-1.8	-3.0
		37.0	11.1	-1.1	21.0	30.4	20.9	18.1	1.4	9.5	-42.5
		0.8	15.1	22.1	21.3	19.8	8.0	14.3	20.9	44.0	-36.6
가 (%)		76.5	78.6	75.1	76.9	77.4	77.1	77.0	77.5	77.9	76.8
(,%)		0.33	0.26	0.23	0.06	0.05	0.04	0.07	0.04	0.08	0.14

: 1) 가 2000 . 2)

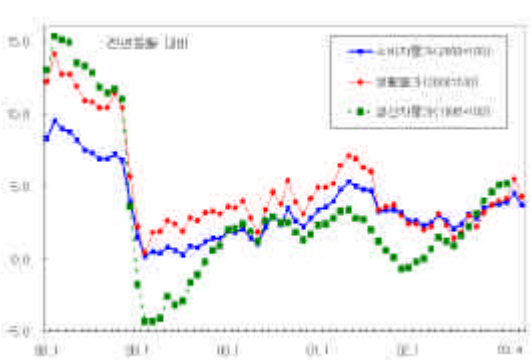
對外 去來



4 158.6 20.3%,
 148.5 18.2% 가
 4 10.1
 , 8,200 가
 , 가
 , SARS 가
 (: 億)

	2001	2002	2003.1	2	3	4	2003(E)
수출	1,504.4	1,624.7	143.2	134.4	155.7	158.6	1,750
수입	1,411.0	1,521.3	144.2	138.1	159.3	148.5	1,700
수출증감률	82.4	60.9	-3.5	-0.7	-11.9	-	-10
수입증감률	134.9	141.8	8.6	5.4	-0.6	-	-
수출증감률(전년동일 대비 증감률, %)	-38.3	-74.6	-11.9	-8.9	-5.0	-	-
수입증감률(전년동일 대비 증감률, %)	-12.0	4.5	2.8	4.6	-4.3	-	-
수출증감률(전년동일 대비 증감률, %)	-2.3	-10.8	-3.0	-1.8	-2.0	-	-
수입증감률(전년동일 대비 증감률, %)	-32.7	15.2	9.1	-0.8	1.0	-	-
가	1,028.2	1,214.1	1,229.1	1,239.9	1,238.2	1,236.2	-

物價



4 가 가
 3.7%, 1 4 0.2% 가 4.1%
 . 가 가
 0.2%(가 가
 가가 가
 가 3%

	2001	2002					2003				
		Q1	Q2	Q3	Q4		1	2	3	4	(E)
가	4.1	2.5	2.7	2.6	3.3	2.7	3.8	3.9	4.5	3.7	3.9
가 ()	19	-0.2	1.2	1.5	4.0	1.6	5.1	5.2	5.8	3.9	-
가 (%)	5.1	2.2	2.6	2.1	3.0	2.5	4.0	4.2	5.5	4.3	-
WTI 가(\$/bbl,)	20.4	26.3	26.9	30.5	31.2	31.2	33.5	36.6	30.16	25.80	-

: 가

		1997	1998	1999	2000	2001	2002(p)	2003(e)
	(%)	5.0	-6.7	10.9	9.3	3.1	6.3	4.2
1	GNI(\$)	10,315	6,744	8,595	9,770	9,000	10,013	10,200 10,400
	(%)	3.2	-10.1	9.4	6.7	4.2	6.2	3.5
	(%)	3.5	-11.7	11.0	7.9	4.7	6.8	3.4
	(%)	-2.2	-21.2	3.7	11.4	-1.8	4.8	5.3
	(%)	2.3	-10.1	-10.3	-4.1	5.3	3.3	3.6
	(%)	-8.7	-38.8	36.3	35.3	-9.6	6.8	6.5
((\$)	-82	404	245	122	82	61	-10
	(\$)	-84	390	239	118	93	103	50
	(\$)	1,362	1,323	1,437	1,723	1,504	1,625	1,750
	가 (%)	(5.0)	(-2.8)	(8.6)	(19.9)	(-12.7)	(8.0)	(7.7)
	(\$)	1,446	933	1,198	1,605	1,411	1,521	1,700
	가 (%)	(-3.8)	(-35.5)	(28.4)	(34.0)	(-12.1)	(7.8)	(11.7)
)	가(,%)	4.4	7.5	0.8	2.3	4.1	2.7	3.9
	/ \$ (,)	951	1,399	1,190	1,131	1,291	1,250	1,220
	(,)	1,695.0	1,204.0	1,138.0	1,264.5	1,313.5	1,186.2	
	(%)	2.6	7.0	6.3	4.1	3.8	3.1	3.5