

: e-Biz 가

<p>e-Biz 가</p> <p>() 30 「e-Biz 가」</p> <p>, OECD, IMD, ITU e-Biz 가</p> <p>IT , 가가</p> <p>(11.9%), GDP R&D (1.0%), (24.6%)</p> <p>e-Biz</p> <p>1,000 PC 2001 399 (639)</p> <p>(492), (430) , 100 가</p> <p>60.8</p> <p>e-Biz</p> <p>(371.4) , (55.9), (37.1) 92 가</p> <p>가 1,000 가 6.7 (46.5), (24.2) ,</p> <p>e-Biz 가 가</p> <p>가 "e-Biz 가 e-Biz</p> <p>가 , IT R&D</p> <p>"</p>

e- Biz 가

- () 가 e- Biz , e- Biz

· OECD, IMD, ITU e- Biz 가
· 가

	가		가
IT 가			IT , 가가 , R&D
			IT ,
가	()		PC , ,
			,
	()		,

- (IT) 가 ,

· () IT 가가 11.9% (10.5%)
(10.7%), (8.1%) , GDP IT R&D
1.0% 가

· IT 5.3% (7.7%), (6.9%)

· () IT 24.6%
16% , IT 가
25% 30%

- (e- Biz)

· () PC

· 1,000 PC 2001 399 (639)
(492), (430) , 100 가
60.8 78.3 ,

· 1,000
9.2 (3714) , (55.9), (37.1)

· 100 PC
62.4 136.9 , 2.5
가 가

· ()

· 40 4 1/3,
100 9.2 (2.3)
(0.5), (0.1)

· 100 408.9,
247.5

- (e-Biz)

· 가 가
1,000 2000 6.7
(46.5), (24.2) ,

3

- ()

· () e-Biz e-Biz
e-Biz 가가 e-Biz

· () e-biz e-biz
가 가
e-biz 가

e-Biz 가

- () 21 가 e-Biz .
e-Biz

· e-Biz .
,

- () OECD, IMD, ITU¹⁾ e-Biz 가 e-Biz

· e-Biz 가 가
가
· 가 , 가 , R&D
, 가 ,

· e-Biz () .
e-Biz , e-Biz

< e-Biz 가 >

	가	가
II 가		II , 가 , R&D
		II ,
가	()	PC , ,
		,
	()	,

1) OECD(Organization for Economic Co-operation and Development)
, IMD(Institute for Management Development) , ITU(International
Telecommunication Union)

· e-Biz 가 PC , ,
 , 가
 , 가

- () 가가 , R&D ,

· 가가 11.9%
 (10.5%) (10.7%), (8.1%)

· GDP R&D 1.0%
 (0.7%), (0.7%) , GDP

R&D

가

· 5.3%
 (7.7%), (6.9%) , 1 가가

< () > (%)

	5.3	5.8	7.7	6.9
가가	11.9	10.5	10.7	8.1
GDP R&D	1.0	0.7	0.3	0.7

: OECD, *Communications Outlook*, 2001. 6.
 : 1999 .

- () ,

· 2000 24.6%
 , , 16%

· 1998 20% 4%p

· 25%

30%

·

가

< () >

(%)

	24.6	16.2	16.3	16.1
	25.0	35.9	26.0	30.8

: OECD, *Information Technology Outlook*, 2002. 6.

: 2000 .

e- Biz ()

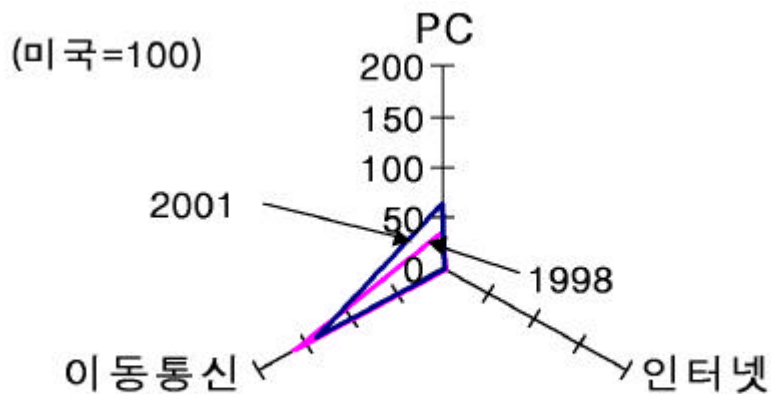
○

- () 2001 e-Biz 1998

PC 가 ,

· 가

< >



- () PC e-Biz

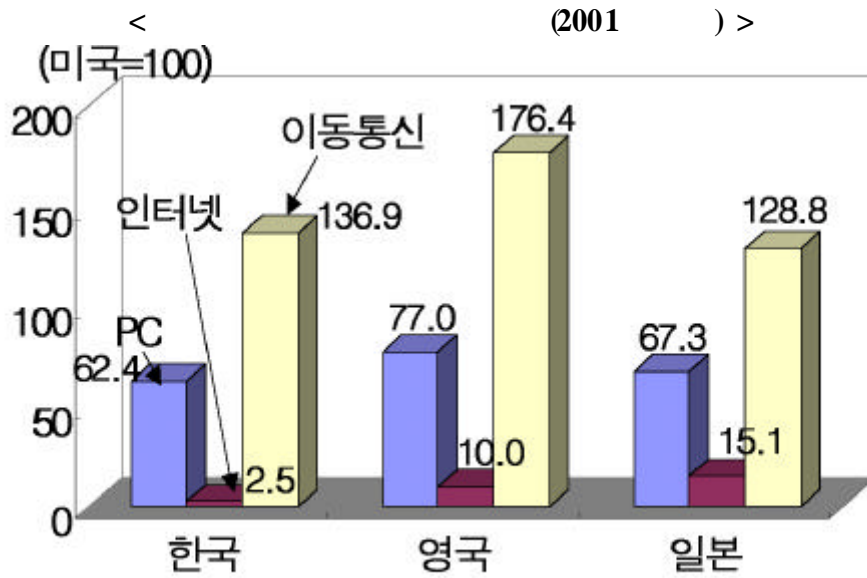
· PC 1,000 PC 399 (639)
 , (492), (430) 가
 · 100 가 60.8 78.3 ,
 (44.4), (57.2)
 · 1,000
 92 (371.4) , (55.9), (37.1) e-Biz
 가 가

< (2001) >

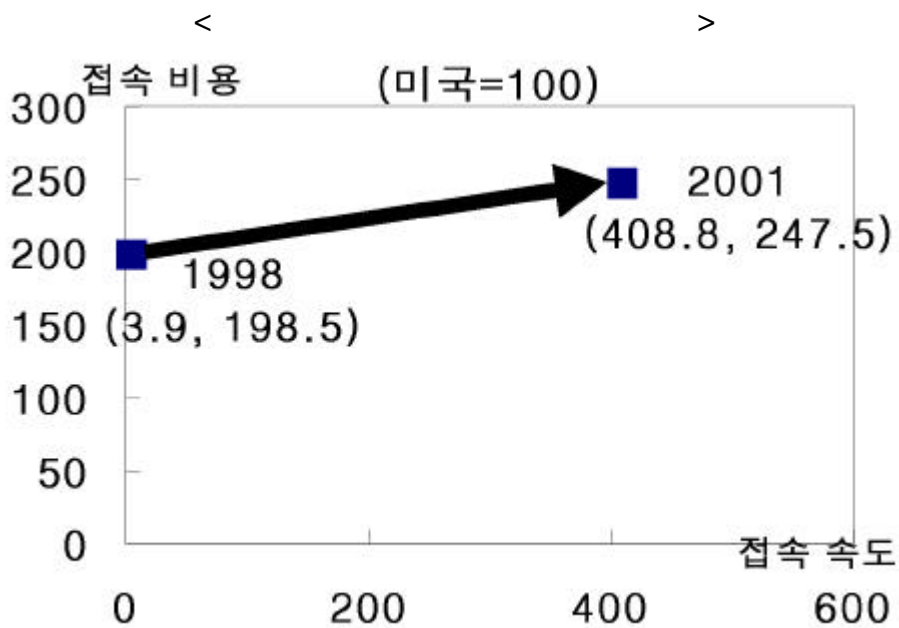
1,000 PC ()	399	639	492	430
1,000 ()	9.2	371.4	37.1	55.9
100 가 ()	60.8	44.4	78.3	57.2

: IMD(2002), *The World Competitiveness Yearbook* ; OECD(2002), *Information Technology Outlook* ; ITU, *ITU Telecommunication Indicators*, 2001.12.

· 100 136.9
 , (176.4)
 · PC 62.4% (77.0), (67.3) ,
 PC 가
 · 가 2.5%
 가



○ () 100 가 , 2001
 가 1998
 . 1998 4% , 2001 408.9
 100



- ()

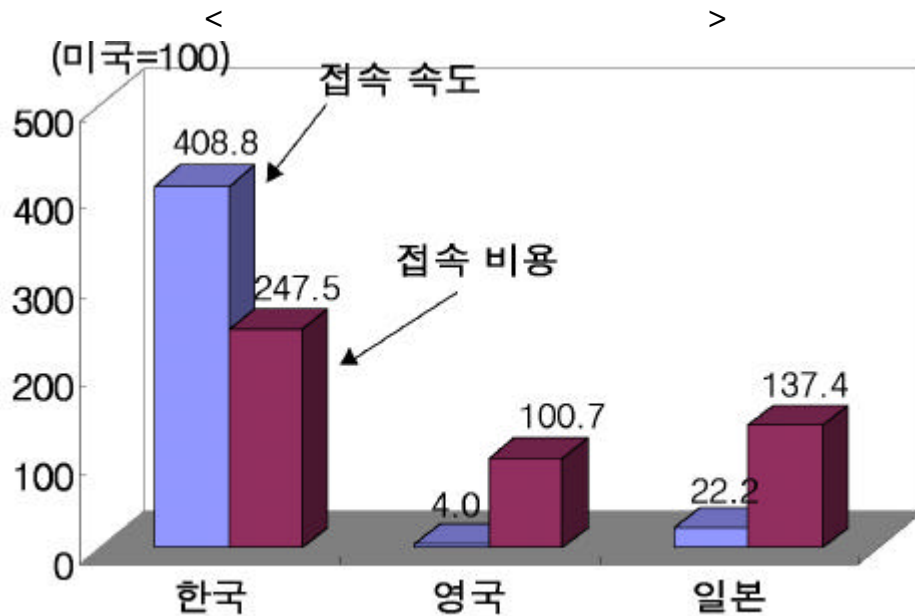
- 40 4 1/3
- 100 92 (23) (0.5), (0.1)

< (2001) >

100 ()	9.2	2.3	0.1	0.5
40 ()	4.0	13.7	13.6	9.9

: OECD, *Communications Outlook*, 2001. 6. ; OECD, *Technology and Industry Scoreboard*, 2001. 10.

- 100 (408.9)가 (4.0), (22.2)



· ,

()

- () 가 , 가

e-Biz , ,

· 1,000 1998 1.8

2000 6.7 3 가 , ,

· 3.0

(123) , (45) , (14)

< (2000) >

1,000 ()	6.7	46.5	24.2	1.6
()	3.0	123.0	45.0	14.0

: OECD, *Technology and Industry Scoreboard, 2001* 10

· 100 e-Biz

가 가

가

· 가 가 ,

· 가 14.4% (3.4) ,

(52.0)

· 2.4% (36.6) , (11.4)

가

< () >

: 100 .

- **e-Biz** **e-Biz**
, ()

· e-Biz 67.3% (87.8), (70.4) ,
328.2 ,

< **e-Biz** >

: , , .

· e-Biz 8.4% (7.4)

, (44.3)

- () e-Biz () e-Biz

e-Biz



· e-Biz가

- () e-biz

ㄷ | e-biz

ㄷ |

· : PC ,

· :

· : , ,

e-biz e-biz

bkyoo@hri.co.kr 02)3669-4032

hsjung@hri.co.kr 031)288-7342