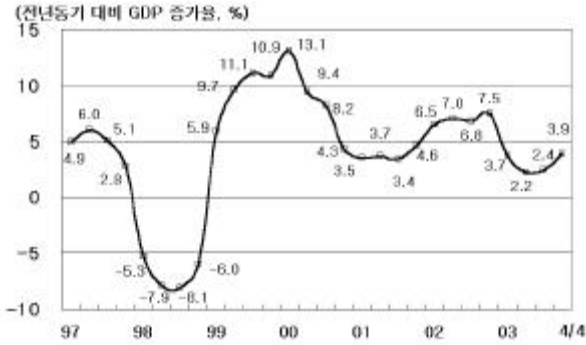


## 經濟 指標

---

- ✧ 國內總生產 1人當 GNI
  - ✧ 產業 活動
  - ✧ 國內 金融 指標
  - ✧ 國際 金融 指標
  - ✧ 雇傭
  - ✧ 對外 去來
  - ✧ 物價
  - ✧ 2004年 巨視 經濟 展望
-

□ 國內總生產 1人當 GNI

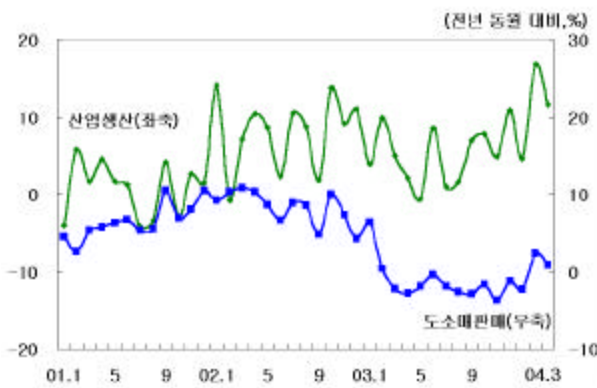


2003 4/4 가 , 3.9% , 3/4 가 , 2.4% 가 , 3.9% , 3/4 가 , 2.4% 가

		2001	2002	2003(P)	2003 1/4	2/4	3/4	4/4	2004(E)	
( )		622.1	684.3	721.4	165.1	176.1	179.1	200.6	775.5	
		4,820	5,469	6,052	-	-	-	-	6,987	
1	GNI	10,162	11,493	12,646	-	-	-	-	-	
	, %	GDP	3.8	7.0	3.1	3.7	2.2	2.4	3.9	4.5
			4.9	7.9	-1.4	0.3	-1.8	-1.9	-2.2	4.0
			-9.0	7.5	-1.5	1.9	-0.6	-5.0	-2.4	4.7
			6.0	5.3	7.6	8.0	7.3	7.9	7.4	2.8

: (P) , (E)

□ 産業活動

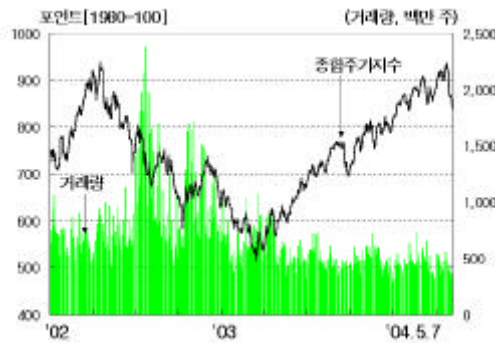
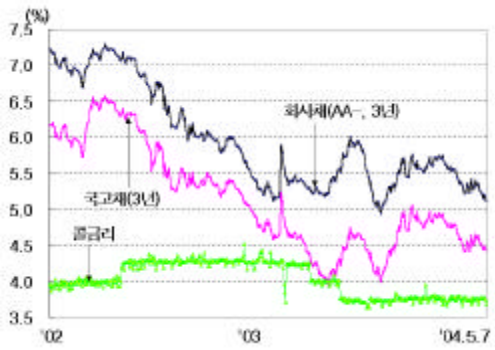
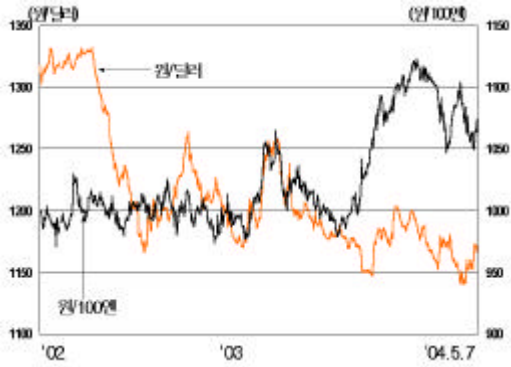


3 11.6% , 2 16.9% 가 가 , 0.9% , -3.2% 30.1% -6.8%

		2001	2002	2003	2004			2004			
					3/4	4/4	12	1	2	3	
	(%)		0.7	8.0	5.1	3.2	7.8	10.9	4.7	16.9	11.6
			6.6	8.3	-1.3	-2.5	-2.2	-1.2	-2.3	2.4	0.9
			-1.0	2.1	-8.5	-7.5	-5.0	-9.1	12.9	12.7	30.1
			22.1	33.0	22.5	47.6	2.1	6.7	-14.3	-23.9	-3.2
가	(%)	75.3	78.4	78.3	76.9	80.4	80.4	80.4	83.4	80.7	
	( , %)	0.23	0.06	0.08	0.08	0.06	0.08	0.05	0.05	0.06	

: 1) 가 2000 , 2)

國內 金融 指標



/ , 4 , 가

가 , 가 가

가 , 가 , 가

가 DDR D 가 , , 가 가

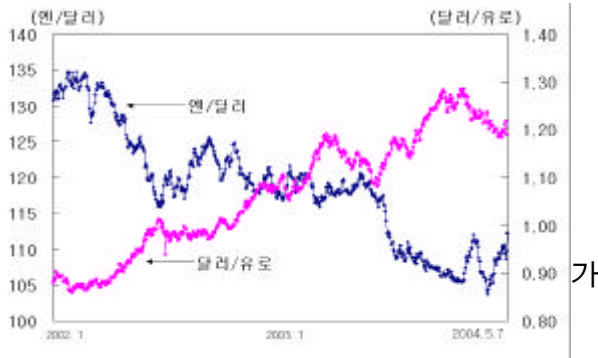
가 , 가 , 가

HRI

		2003				2004			
		Q1	Q2	Q3	Q4	1	2	3	5.7
가 (%)	M( )	7.7	7.2	6.4	4.7	9.6	4.0	7.2	3.8(4 )
	(1 )	13.1	9.1	6.5	3.3	2.4	2.6	2.7	3 (4 )
(%)	(1 )	4.26	4.00	3.75	3.95	3.76	3.77	3.74	3.69
	CP (91 )	4.59	4.69	4.11	4.55	4.43	4.22	4.12	4.09
	(3 )	5.17	5.18	5.05	5.58	5.74	5.56	5.30	5.11
/		1,218.7	1,195.4	1,150.1	1,192.6	1,173.7	1,176.2	1,146.6	1,171.1
가		546.02	650.35	697.52	810.71	848.47	882.42	880.50	838.74

: 1) 가 ( ) 2) , 가 .

國際 金融 指標



가 가  
 , 가

가  
 . 가

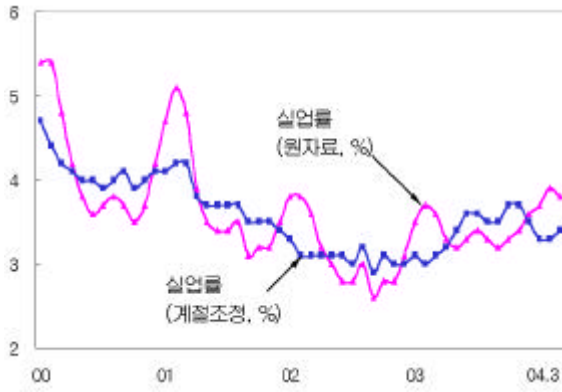
( : p, % , , )

		2003				2004			
		Q1	Q2	Q3	Q4	1	2	3	5.7
Dow Jones	가	7,992.2	8,985.4	9,380.2	10,453.9	10,488.1	10,583.9	10,470.6	10,117.3
	(10 )	3.80	3.52	4.08	4.26	4.14	3.98	4.15	4.78
	(30 )	4.82	4.56	5.01	5.13	4.97	4.85	4.98	5.47
(%)	LIBOR(3 )	1.26	1.08	1.03	0.93	1.00	1.03	1.03	1.00
	(10 )	1.28	1.12	1.16	1.15	1.13	1.12	1.11	1.19
	(10 )	0.71	0.85	1.44	1.37	1.32	1.24	1.44	1.48
/		117.99	119.77	110.78	107.30	105.68	109.11	104.50	112.24
/		1.0923	1.1508	1.1595	1.2594	1.2476	1.2487	1.2136	1.1887
/100		1,044.7	996.4	1,031.51	1,119.6	1,107.9	1,072.5	1,100.9	1,166.2

: .

雇傭

3 2 0.1%p 3.8%, 2 0.1%p 3.4%  
 . 2 2 1,000 (-2.3%) 87 9,000 . 15 29  
 0.3%p , 0.7%p 가 8.8% . 15 29  
 43 5,000 49.5% . 가



	2002	2003				
		Q1	Q2	Q3	Q4	
(%)	3.1	3.6	3.3	3.3	3.4	3.4
( )	708	806	751	730	794	777
( )	22,169	21,633	22,303	22,301	22,325	22,139

□ 對外 去來

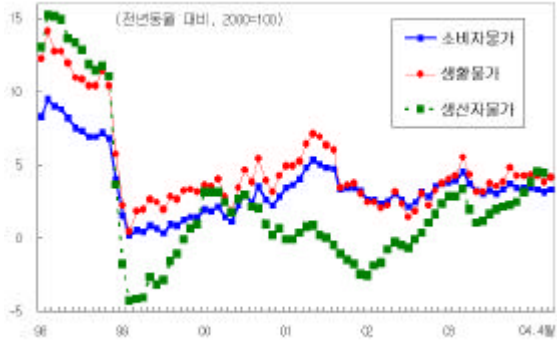
4 217.4 38.3%,  
 188.3 27.6% 가  
 29.1  
 가 가  
 가 가  
 ( : 億 )

	2002	2003	1	2	3	4	2004(E)
	1,624.7	1,938.2	189.9	191.7	212.2	217.4	2,400
	1,521.3	1,788.3	161.4	173.9	190.5	188.3	2,210
	53.9	123.2	23.4	30.6	9.7	-	120
	147.8	221.6	29.8	31.8	26.9	-	-
	-82.0	-76.1	-7.7	-4.6	-6.5	-	-
	4.3	6.0	3.5	5.9	-7.2	-	-
	-16.2	-28.2	-2.2	-2.4	-3.4	-	-
	62.5	131.3	-0.2	22.2	4.6	-	-
가	1,214.1	1,553.5	1,574.5	1,630.1	1,635.6	1,636.4	-

□ 物價

4 가 가 , 가  
 0.0%  
 가 4.1%, 가 3.3% 가 . 가  
 2.7% 가 . 2/4 가  
 가 가

# HRI



		2002	2003		
			3/4	4/4	1
가		2.7	3.6	3.3	3.4
가	( )	-0.3	2.2	2.1	3.1
가	(%)	2.5	4.1	3.8	4.2
WTI	가(\$/bbl, )	31.2	32.52	29.20	32.52
					33.05

HRI

		1998	1999	2000	2001	2002	2003(P)	2004(E)
	(%)	-6.9	9.5	8.5	3.8	7.0	3.1	5.3
	(%)	-10.6	9.7	7.1	4.9	7.6	-0.5	4.6
	(%)	-13.4	11.5	8.4	4.9	7.9	-1.4	4.5
	(%)	-22.9	8.3	12.2	-0.2	6.6	3.6	6.8
	(%)	-12.4	-3.7	-0.7	6.0	5.3	7.6	3.9
	(%)	-42.3	36.8	33.6	-9.0	7.5	-1.5	11.5
(	( \$)	404	245	122	80	54	123	120
	( \$)	390	239	118	93	103	150	190
	( \$)	1,323	1,437	1,723	1,504	1,625	1,938	2,400
	가 (%)	(-2.8)	(8.6)	(19.9)	(-12.7)	(8.0)	(19.3)	(23.8)
	( \$)	933	1,198	1,605	1,411	1,521	1,788	2,210
	가 (%)	(-35.5)	(28.4)	(34.0)	(-12.1)	(7.8)	(17.6)	(23.6)
	가( ,%)	7.5	0.8	2.3	4.1	2.7	3.6	3.5
	(%)	7.0	6.3	4.1	3.8	3.1	3.4	3.3
/\$ ( , )		1,399	1,190	1,131	1,291	1,250	1,192	1,110
	( )	6.95	9.03	6.70	5.91	5.11	4.82	5.0 5.5